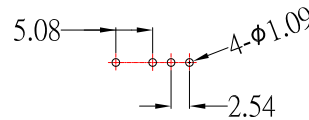
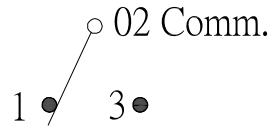
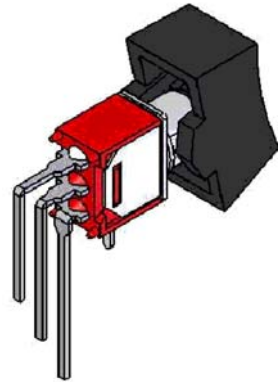


PRODUCT IMAGE

SCHEMATIC

P.C.B LAYOUT MOUNTING PATTERN



SPECIFICATIONS:

CONTACT RATING : 3 AMPS @ 120 V AC or 28 V DC.  
 1.5 AMPS @ 250 V AC or 0.4 VA AMPS @ 20 V AC or DC.  
 ELECTRICAL LIFE : 6,000 make-and-break cycles at full load.  
 CONTACT RESISTANCE : 20 mΩ max. initial @ 2-4 VDC  
 100 mA , for both coin silver and gold plated contacts.  
 INSULATION RESISTANCE : 1,000 MΩ min  
 DIELECTRIC STRENGTH : 1,000 V RMS @ sea level.  
 OPERATING TEMPERATURE : -30°C to 130°C

MTAERIALS:

CASE : Dially phthalate (DAP)(UL-94V-0)  
 ACTUATOR : Nylon , black standard.  
 BUSHING : Brass, nickel plated.  
 HOUSING : Stainless steel.  
 TERMINAL/CONTACT : Brass , witch silver or gold plated.  
 or gold over silver  
 SWITCH SUPPORT : Brass , tin plated.

ModelNo.	switching position		
RS-81	ON	NONE	ON
RS-82	ON	OFF	ON
RS-83	ON	NONE	(ON)
Tem Comm.	2-3	OPEN	2-1

ITEM NO.	DESCRIPTION	DRAWN	DATE
3	更新pcb layout尺寸	Jack	082114
2	新增標誌	Jack	110713
1	標註尺寸&SPEC更新	FrankWu	111811

**CONTACT** 建倚科技股份有限公司  
**CONTACT TECHNOLOGY CORP.**

TOLERANCE UNLESS OTHERWISE STATED :  
 Up to 5 ±0.2  
 Above 5 ~ 15 ±0.3  
 Above 15 ~ 30 ±0.4  
 Above 30 ~ 50 ±0.5  
 Angle ±0.3

3RD. ANGEL'S



UNITS MM

DRAWN BY:	DATE	MAT'L	TITLE	SWITCH
Jack Lu	08/21/14			
CHECKED BY:	DATE	FINISH	MODLE	TOGGLE ROCKER SWITCH
Jacky Chen	08/21/14			
APPROVED BY:	DATE	SCALE	DWG NO.	RS-81-RS5
Tony Kao	08/21/14	1 : 1		
SHEET NO.	1 of 1	PART NO.	RS-81-RS5	SIZE
				A4
				VER
				R3