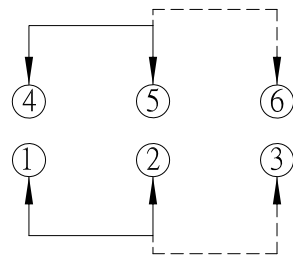
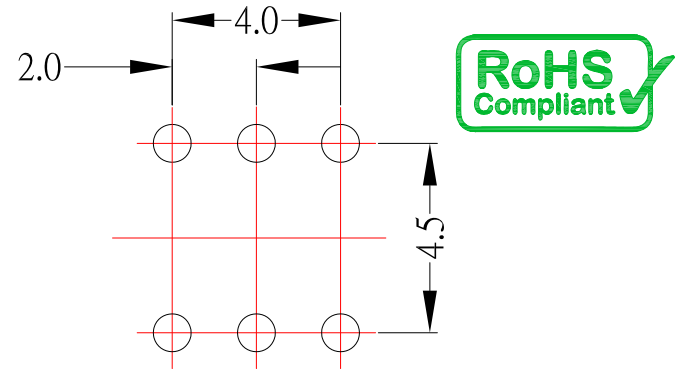


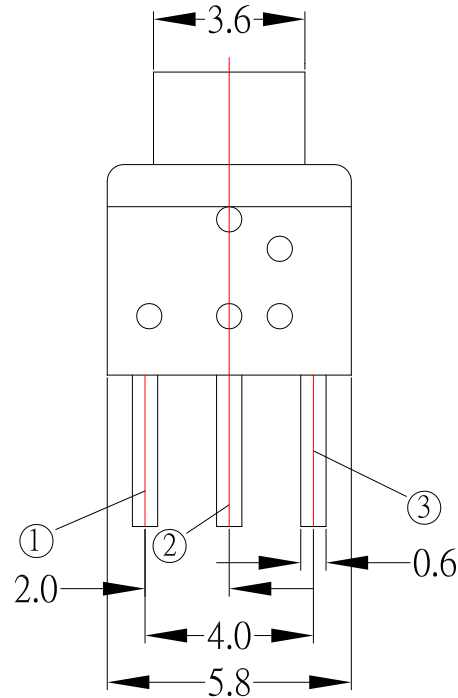
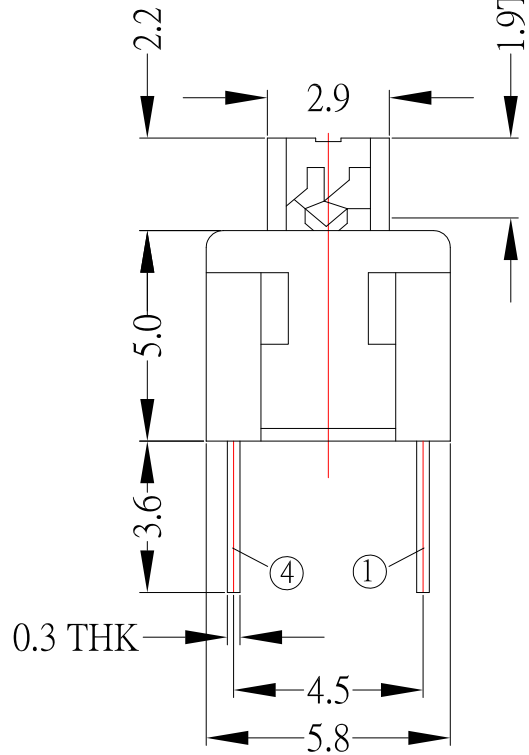
CIRCUIT DIAGRAM



SCHEMATIC (NON-SHORTING)



P.C.B LAYOUT MOUNTING PATTERN



SPECIFICATIONS

Rating	30V DC / 0.1A
Circuit	2C-2P
Contact Resistance	200 mΩ MAX .
Timing	NON-SHORTING
Operating Mode	SELF-LOCK : PS-D16FL-S191 NON-LOCK : PS-D16FN-S191
Stroke	Full : 1.9mm , Lock : 1.0mm
Operating Force	SELF-LOCK :150 gf ±80 NON-LOCK 250 gf ±80
Operating Life	10,000 CYCLES

CONTACT 建倚科技股份有限公司
CONTACT TECHNOLOGY CORP.

TOLERANCE UNLESS OTHERWISE STATED:
 Up to 5 ±0.2
 Above 5 ~ 15 ±0.3
 Above 15 ~ 30 ±0.4
 Above 30 ~ 50 ±0.5
 Angle ±0.3

3RD. ANGEL'S



UNITS MM

DRAWN BY:	DATE	MAT'L	TITLE	SWITCH
Jack Lu	01/06/15		MODLE	PUSH SWITCH
CHECKED BY:	DATE	FINISH	SCALE	1 : 1
Jacky Chen	01/06/15		DWG NO.	PS-D16Fx-S191
APPROVED BY:	DATE	SHEET NO.	PART NO.	PS-D16Fx-S191
Tony Kao	01/06/15	1 of 1		

2	更新Contact Resistance	Jack	010615
1	Rating Update	FrankWu	030212
ITEM NO.	DESCRIPTION	DRAWN	DATE