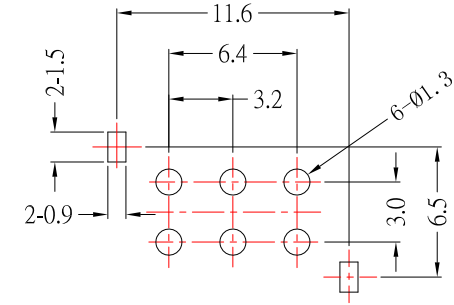
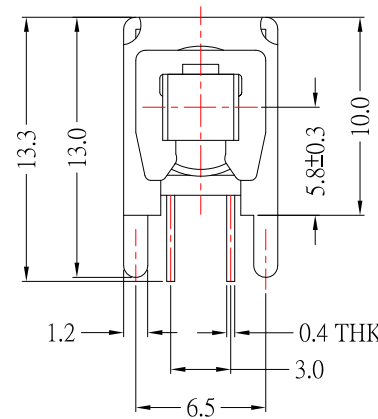
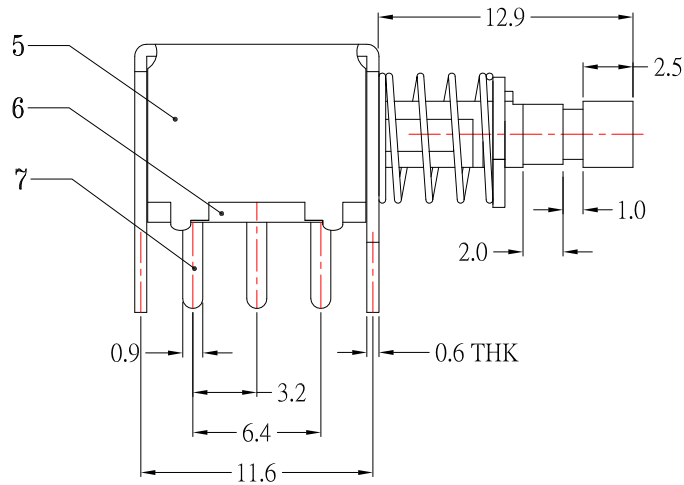


SCHEMATIC



P.C.B LAYOUT MOUNTING PATTERN



SPECIFICATIONS

Rating	DC 30V 1.0A
Contact Resistance	200 mΩ Max
Circuit	2P2T
Timing	No-Shorting
Operating force	350 ± 100gf
Life test	10,000 cycles
Operating Mode	Self-Lock

NO.	DESCRIPTION	QTY	MATERIAL	PLATING
9	Contact Clip	2	PBS	Ag-Plating
8	Cam Stick	1	PBS	Natural
7	Terminal	6	Brass	Ag-Plating
6	Base	1	Phenolic Resin	Natural
5	Frame	1	Stainless Steel	Ni-Plating
4	Spring Plate	1	PBS	Natural
3	Spring	1	Stainless Steel	Ni-Plating
2	Block	1	Stainless Steel	Ni-Plating
1	Knob	1	PA66	Black

ITEM NO.	DESCRIPTION	DRAWN	DATE
6	更新Rating	Jack	090717
5	更新尺寸	Jack	040617
4	更新圖面	Jack	033015
3	更新Contact Resistance	Jack	010615
2	新增Operating Mode	Jack	072514
1	新增尺寸及SPEC	Jack	010313

CONTACT 建倚科技股份有限公司
CONTACT TECHNOLOGY CORP.

TOLERANCE UNLESS OTHERWISE STATED :
 Up to 5 ±0.2
 Above 5 ~ 15 ±0.3
 Above 15 ~ 30 ±0.4
 Above 30 ~ 50 ±0.5
 Angle ±0.3°

3RD. ANGEL'S

UNITS MM

DRAWN BY:	DATE
Jack Lu	09/07/17
CHECKED BY:	DATE
Jacky Chen	09/07/17
APPROVED BY:	DATE
Tony Kao	09/07/17

MAT'L	TITLE	MODLE	SIZE
	SWITCH		
FINISH			
SCALE	1 : 1	DWG NO. PS-22F02L-S191	VER
SHEET NO.	1 of 1	PART NO. PS-22F02L-S191	R6