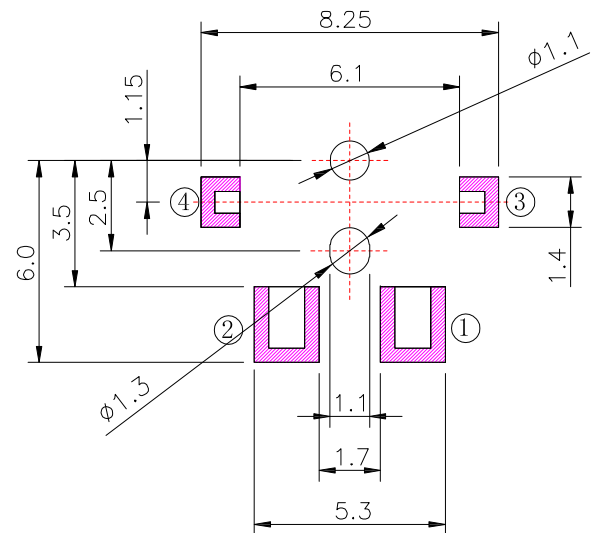
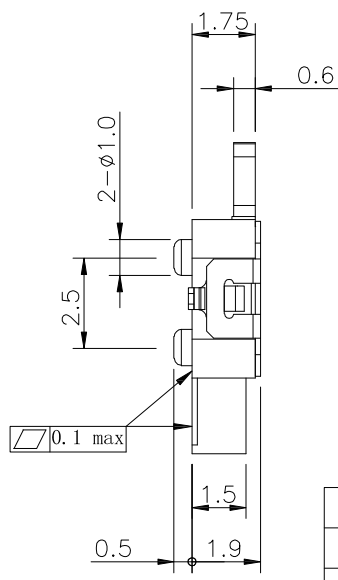
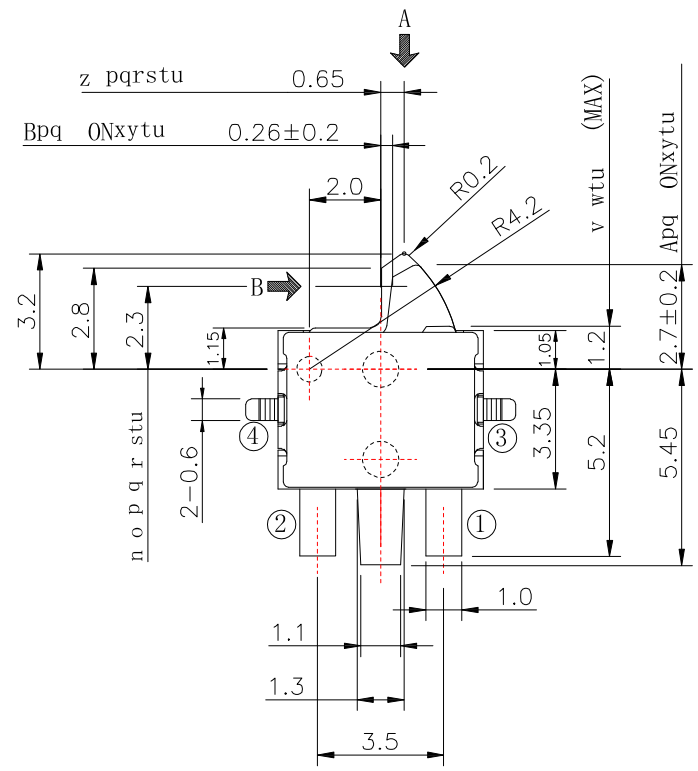


CIRCUIT DIAGRAM



P.C.B LAYOUT



SPECIFICATIONS

Rating	DC 12V, 0.1A.
Contact Resistance	100mΩ Max.
Insulation Resistance	100MΩ Min.
Operating Force	35±15 gf
Mechanical Life	50,000 cycles

5	CONTACT SPRING	PHOSPHOR BRONZE	1	
4	TERMINAL	BRASS	2	Ag PLATED
3	COVER	SUS	1	Ag PLATED
2	BASE	PA66	1	BLACK
1	KNOB	PA66	1	BLACK
NO	NAME	MATERIAL	QTY	FINISHING

CONTACT 建倚科技股份有限公司
CONTACT TECHNOLOGY CORP.

TOLERANCE UNLESS OTHERWISE STATED:
 Up to 5 ±0.2
 Above 5 ~ 15 ±0.3
 Above 15 ~ 30 ±0.4
 Above 30 ~ 50 ±0.5
 Angle ±0.3

3RD. ANGEL'S



UNITS

MM

DRAWN BY: Jack Lu
 CHECKED BY: Jacky Chen
 APPROVED BY: Tony Kao

DATE: 05/13/24
 DATE: 05/13/24
 DATE: 05/13/24

MATL: SW1
 FINISH: BLACK
 SCALE: 1 : 1
 SHEET NO.: 1 of 1
 TITLE: SWITCH
 MODLE: DETECTOR SWITCH
 DWG NO.: DS-A60-GND-S379
 PART NO.: DS-A60-GND-S379

SIZE: A4
 VER: R1

1	更新圖面	Jack	051324
ITEM NO.	DESCRIPTION	DRAWN	DATE