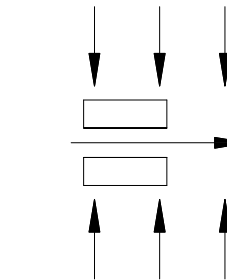
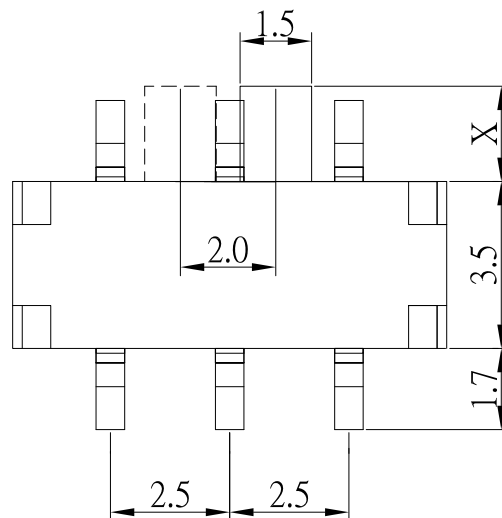


P.C.B LAND PATTERN



CIRCUIT DIAGRAM

SS-D45Sx-x-S246

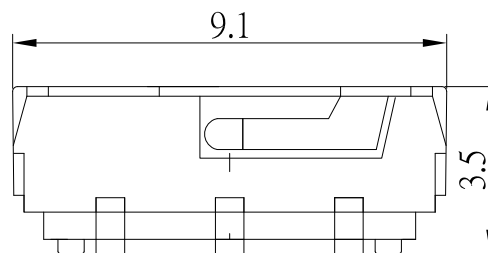
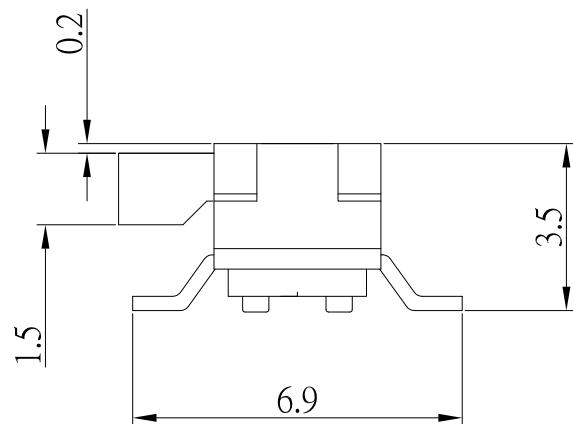
Model No.	X (mm)
SS-D45S	2.0
SS-D45SA	4.0

SLIDER COLOR :

Black : B
White : W

SPECIFICATIONS

Rating	0.3A 6V DC
Insulation Resistance	50MΩ Min.
Dielectric Withstanding Voltage	AC 250 V(50Hz)1min
Contact Resistance	100mΩ Max.
Operating Force	200 ± 50gf
Operating Life	10,000 cycles



NO.	DESCRIPTION	QTY	MATERIAL	PLATING
E	TERMINAL	6	PHOSPHOR BRONZE	Ag plated
D	CLIP	2	BECU	Ag plated
C	COVER	1	SUS	
B	CASE	1	PA6T	Black
A	SLIDER	1	PA46	

ITEM NO.	DESCRIPTION	DRAWN	DATE
4	更新為A0版	Jack	031517
3	新增顏色選項	Jack	031317
2	更新SPEC及材質	Jack	082114
1	更新圖面(刪除底部中間定位柱)	Jack	073113

CONTACT 建倚科技股份有限公司
CONTACT TECHNOLOGY CORP.

TOLERANCE UNLESS OTHERWISE STATED :
 Up to 5 ±0.2
 Above 5 ~ 15 ±0.3
 Above 15 ~ 30 ±0.4
 Above 30 ~ 50 ±0.5
 Angle ±0.3

3RD. ANGEL'S

UNITS MM

DRAWN BY:	DATE	MAT'L	TITLE	SWITCH
Jack Lu	03/15/17			
CHECKED BY:	DATE	FINISH	MODLE	SMT SLIDE SWICTH
Jacky Chen	03/15/17			
APPROVED BY:	DATE	SCALE	DWG NO.	SS-D45Sx-x-S246
Tony Kao	03/15/17	1 : 1	PART NO.	SS-D45Sx-x-S246
		SHEET NO.	1 of 1	
				SIZE A4
				VER A0