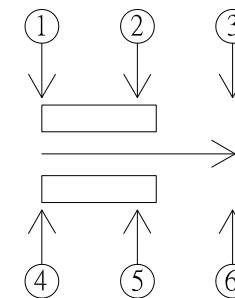
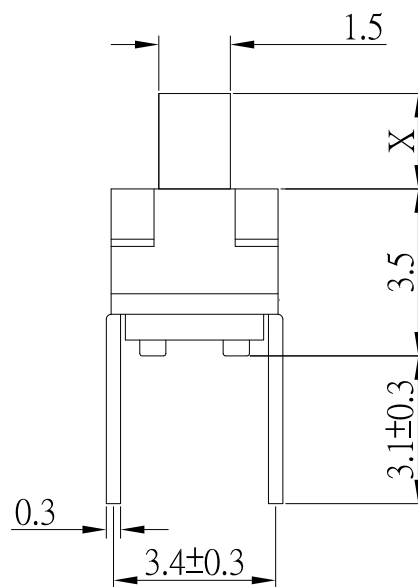
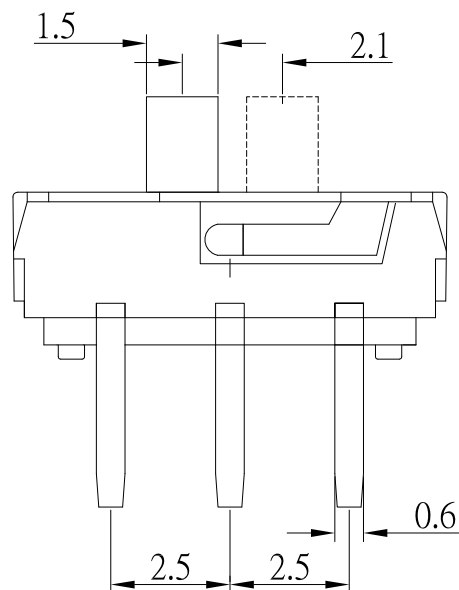


P.C.B LAND PATTERN



CIRCUIT DIAGRAM

NO	MODEL	KNOB(X)
1	SS-D35	2.0 mm
2	SS-D35B	4.0 mm



SPECIFICATIONS

Rating	0.3A 6V DC
Insulation Resistance	100MΩ Min.
Dielectric Withstanding Voltage	AC 250 V(50Hz)1min
Contact Resistance	100mΩ Max.
Operating Force	190 ± 50gf
Operating Life	10,000 cycles

NO.	DESCRIPTION	QTY	MATERIAL	PLATING
E	TERMINAL	6	PHOSPHOR BRONZE	Ag plated
D	CLIP	2	BECU	Ag plated
C	COVER	1	SUS	
B	CASE	1	NYLON	Black
A	SLIDER	1	NYLON	Black



建倚科技股份有限公司
CONTACT TECHNOLOGY CORP.

TOLERANCE UNLESS OTHERWISE STATED:

Up to 5 ±0.2
Above 5 ~ 15 ±0.3
Above 15 ~ 30 ±0.4
Above 30 ~ 50 ±0.5
Angle ±0.3°

3RD. ANGEL'S



UNITS MM

DRAWN BY: Jack Lu
CHECKED BY: Jacky Chen
APPROVED BY: Tony Kao

DATE: 06/11/14
DATE: 06/11/14
DATE: 06/11/14

MAT'L
FINISH
SCALE: 1 : 1
SHEET NO. 1 of 1

TITLE: SWITCH
MODLE: SMT SLIDE SWICTH
DWG NO.: SS-D35x-B-S246
PART NO.: SS-D35x-B-S246

SIZE: A4
VER: A0

ITEM NO.	DESCRIPTION	DRAWN	DATE