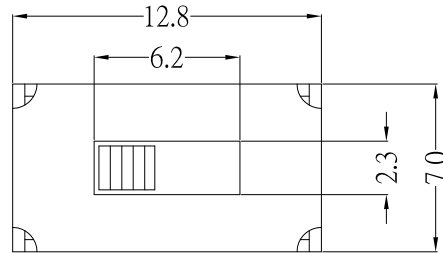
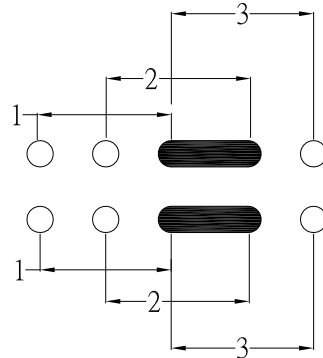


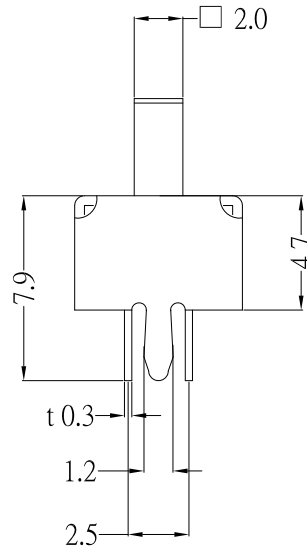
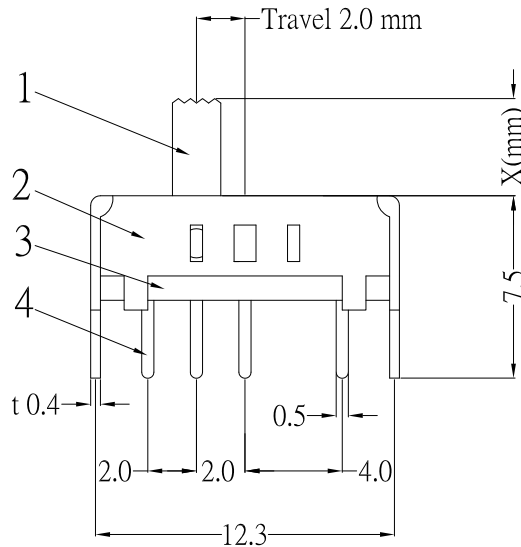
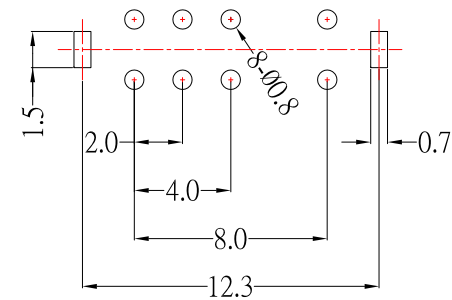
DIMENSIONS



SCHEMATIC



P.C.B MOUNTING PATTERN



Model No.	X(mm)
SS-23D06-G2	2mm
SS-23D06-G3	3mm
SS-23D06-G4	4mm
SS-23D06-G5	5mm
SS-23D06-G6	6mm
SS-23D06-G7	7mm
SS-23D06-G8	8mm
SS-23D06-G9	9mm

SPECIFICATIONS

Rating	DC 50V 0.5A
Circuit	2P - 3T
Contact Resistance	200mΩ Max.
Insulation Resistance	100MΩ Min.
Operating Force	300gf ±100gf
Operating Life (cycles)	10,000

NO.	DESCRIPTION	QTY	MATERIAL	REMARK
6	CONTACT(CLIP)	2	PHOSPHOR BRONZE	Ag-Plated
5	SHRAPNEL	1	PHOSPHOR BRONZE	
4	TERMINAL	8	BRASS	Ag-Plated
3	TERMINAL BASE	1	PHENOLIC RESIN	Natural
2	FRAME	1	STEEL	Ni-Plated
1	KNOB	1	POM	Black

ITEM NO.	DESCRIPTION	DRAWN	DATE
1	新增SPEC	Jack	11/20/14

建倚科技股份有限公司
CONTACT TECHNOLOGY CORP.

TOLERANCE UNLESS OTHERWISE STATED :
 Up to 5 ±0.2
 Above 5 ~ 15 ±0.3
 Above 15 ~ 30 ±0.4
 Above 30 ~ 50 ±0.5
 Angle ±0.3°

3RD. ANGEL'S

 UNITS MM

DRAWN BY:	DATE	MAT'L	TITLE	SWITCH
Jack Lu	11/20/14			
CHECKED BY:	DATE	FINISH	MODLE	SLIDE SWITCH
Jacky Chen	11/20/14			
APPROVED BY:	DATE	SCALE	DWG NO.	SS-23D06-Gx-S191
Tony Kao	11/20/14	1 : 1		
		SHEET NO.	PART NO.	SS-23D06-Gx-S191
		1 of 1		