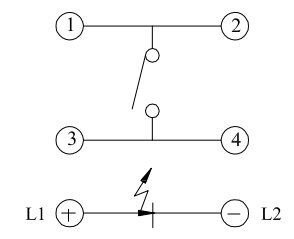
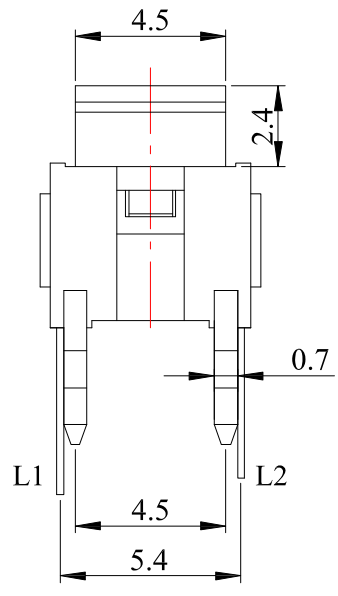
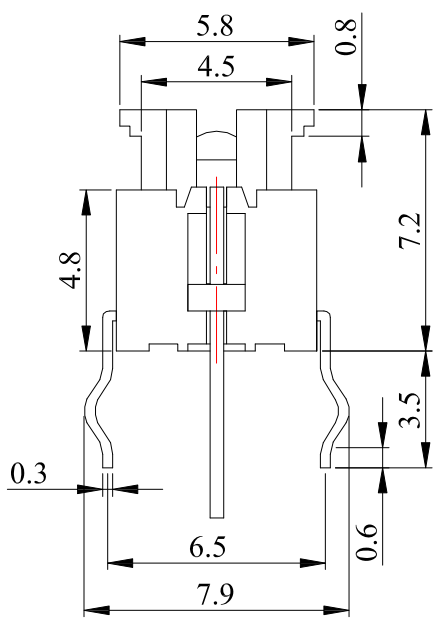


P.C.B LAYOUT



CIRCUIT DIAGRAM

COLOR OF LED

0	Without	1	Red
2	Green	3	Orange
4	Yellow	7	Blue
8	White		

5	LED	1		
4	CONTACT	1	PHOSPHOR BRONZE	Ag plated
3	TERMINAL	4	BRASS	Ag plated
2	CASE	1	Nylon+FG	Black
1	KNOB	1	Nylon+FG	White
NO.	DESCRIPTION	QTY	MATERIAL	PLATING

CONTACT 建倚科技股份有限公司
CONTACT TECHNOLOGY CORP.

TOLERANCE UNLESS OTHERWISE STATED:
 Up to 5 ±0.2
 Above 5 ~ 15 ±0.3
 Above 15 ~ 30 ±0.4
 Above 30 ~ 50 ±0.5
 Angle ±0.3

3RD. ANGEL'S

UNITS MM

DRAWN BY: Jack Lu DATE: 10/13/15
 CHECKED BY: Jacky Chen DATE: 10/13/15
 APPROVED BY: Tony Kao DATE: 10/13/15

MAT'L
 FINISH
 SCALE: 1 : 1
 SHEET NO.: 1 of 1

TITLE: SWITCH
 MODLE: TACT SWITCH WITH LED
 DWG NO.: TS-xx-C0-E0-S313
 PART NO.: TS-xx-C0-E0-S313

SIZE: A4
 VER: R

ITEM NO.	DESCRIPTION	DRAWN	DATE