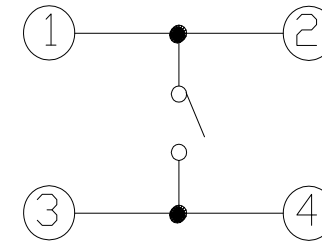
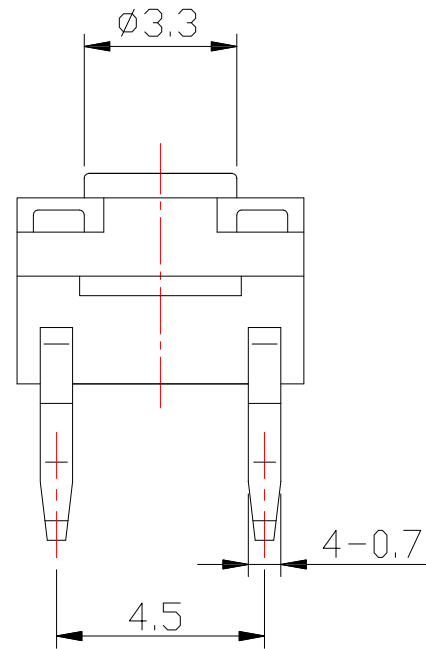
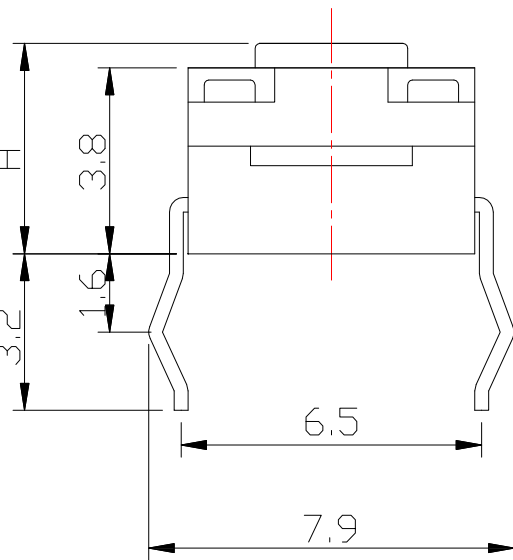


P.C.B LAYOUT



IP67

CIRCUIT DIAGRAM
KNOB HEIGHT

Model	H(mm)
TS-A20W	4.3
TS-A20WA	5.0
TS-A20WAL	5.5
TS-A20WQ	6.0
TS-A20WQL	6.5
TS-A20WB	7.0
TS-A20WR	7.5
TS-A20WC	8.0
TS-A20WCL	8.5
TS-A20WD	9.5
TS-A20WDL	10.0
TS-A20WK	13.0

SPECIFICATIONS

Rating	DC 12V 50mA Max.		
Contact Resistance	100mΩ Max.		
Travel	0.25 ± 0.10 mm		
Operating Force	2	180 ± 50gf	3 250 ± 50gf
Operating Life (cycles)	100,000		

ITEM NO.	DESCRIPTION	DRAWN	DATE
4	新增IP67	Jack	071222
3	新增高度選項	Jack	032320
2	新增高度選項"K"	Jack	010218
1	更新高度選項	Jack	041416

CONTACT 建倚科技股份有限公司
CONTACT TECHNOLOGY CORP.

TOLERANCE UNLESS OTHERWISE STATED:
 Up to 5 ±0.2
 Above 5 ~ 15 ±0.3
 Above 15 ~ 30 ±0.4
 Above 30 ~ 50 ±0.5
 Angle ±0.3

3RD. ANGEL'S



UNITS MM

DRAWN BY:	DATE	MAT'L	TITLE	SWITCH
Jack Lu	07/12/22			
CHECKED BY:	DATE	FINISH	MODLE	防水型 TACT SWITCH DIP TYPE
Jacky Chen	07/12/22			
APPROVED BY:	DATE	SCALE	DWG NO.	TS-A20Wx-x-S138
Tony Kao	07/12/22	1 : 1		
		SHEET NO.	PART NO.	TS-A20Wx-x-S138
		1 of 1		

SIZE A4
VER R4