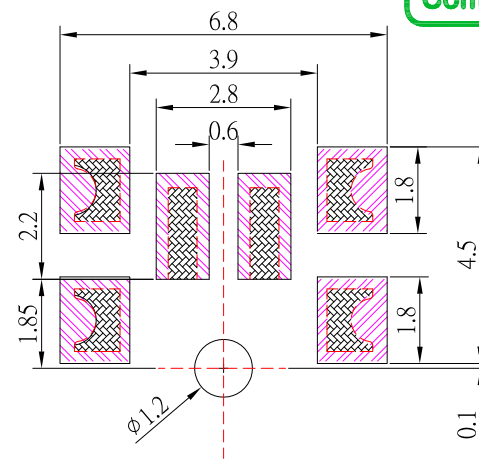


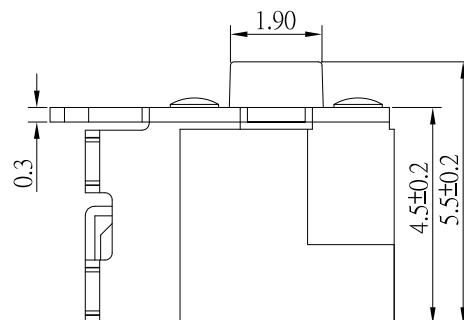
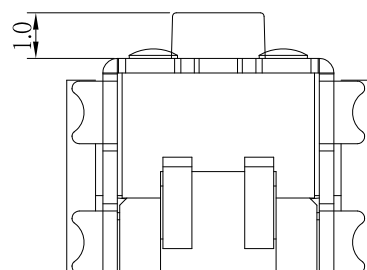
CIRCUIT DIAGRAM



PCB LAYOUT

SPECIFICATIONS

Rating	DC 12V 50mA.
Insulation Resistance	50 MΩ Min.
Contact Resistance	100 mΩ Max.
Travel	0.15±0.10mm
Operating Force	2 180 ± 50gf 3 260 ± 50gf
Operating Life (cycles)	80,000



NO.	DESCRIPTION	QTY	MATERIAL	PLATING
F	PLASTIC SHEATH	1	PPA	Black
E	TERMINAL	4	PHOSPHOR BRONZE	Ag plated
D	CONTACT	2	SUS	Ag plated
C	COVER	1	BRASS	Ni plated
B	BASE	1	PA6T	Black
A	STEM	1	PA46	Black

ITEM NO.	DESCRIPTION	DRAWN	DATE
6	更新和新增材質	Jack	032322
5	新增Travel	Jack	072920
4	更新圖面	Jack	041219
3	更新圖面	Jack	052918
2	更新材質	Jack	050615
1	更新為A0版	Jack	121714

CONTACT 建倚科技股份有限公司
CONTACT TECHNOLOGY CORP.

TOLERANCE UNLESS OTHERWISE STATED:
 Up to 5 ±0.2
 Above 5 ~ 15 ±0.3
 Above 15 ~ 30 ±0.4
 Above 30 ~ 50 ±0.5
 Angle ±0.3

3RD. ANGEL'S

UNITS MM

DRAWN BY:	DATE	MAT'L	TITLE	SWITCH
Jack Lu	03/23/22			
CHECKED BY:	DATE	FINISH	MODLE	TACT SWITCH
Jacky Chen	03/23/22			
APPROVED BY:	DATE	SCALE	DWG NO.	TS-A09US-x-S246
Tony Kao	03/23/22	1 : 1		
		SHEET NO.	PART NO.	TS-A09US-x-S246
		1 of 1		
				SIZE A4
				VER R6