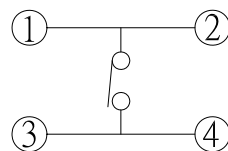
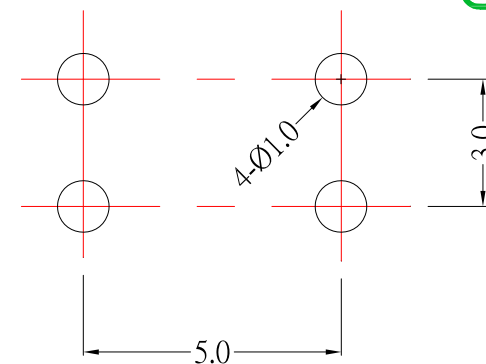


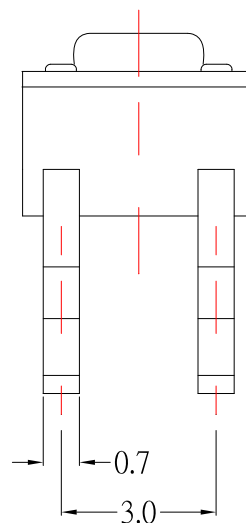
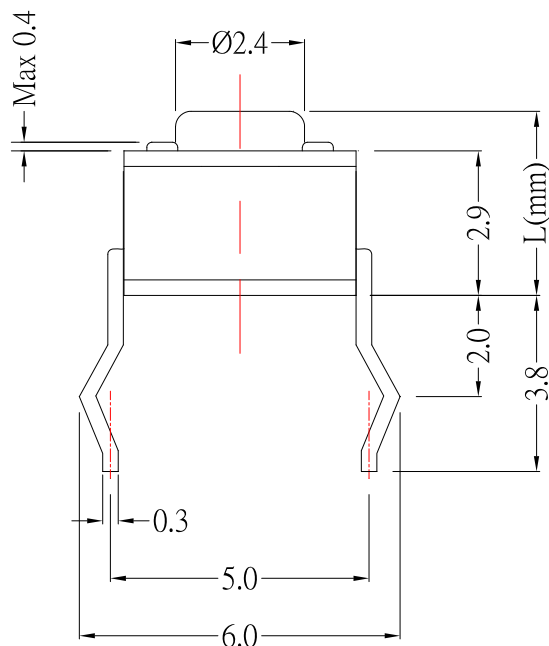
Model No.	L (mm)
TS-A09	3.8
TS-A09A	7.0



CIRCUIT DIAGRAM



P.C.B LAYOUT MOUNTING PATTERN



SPECIFICATIONS

Rating	DC 12V 50mA Max.
Circuit	1C - 1P
Contact Resistance	100mΩ Max.
Travel	0.2 ± 0.1mm
Operating Force	0 100 ± 30gf 1 130 ± 30gf 2 180 ± 50gf 3 250 ± 50gf
Operating Life (cycles)	100,000

NO.	DESCRIPTION	QTY	MATERIAL	PLATING
5	TERMINAL	1	BRASS	Ag plated
4	CASE	1	PA6T	
3	CONTACT	1	STAINLESS	Ag plated
2	STEM	1	PA6T	
1	COVER	1	BRASS	Ni plated

6	更新Cover材質和鍍層	Jack	030426
5	更新Travel	Jack	081622
4	更新樣式	Lan	070319
3	新增料號選項	Jack	041118
2	新增材質表	Jack	032515
1	新增Operating Force選項: 100±30gf	Jack	061314
ITEM NO.	DESCRIPTION	DRAWN	DATE

CONTACT 建倚科技股份有限公司
CONTACT TECHNOLOGY CORP.

TOLERANCE UNLESS OTHERWISE STATED :
 Up to 5 ±0.2
 Above 5 ~ 15 ±0.3
 Above 15 ~ 30 ±0.4
 Above 30 ~ 50 ±0.5
 Angle ±0.3

3RD. ANGEL'S

UNITS MM

DRAWN BY:	DATE	MATL	TITLE	SWITCH
Jack Lu	03/04/26	FINISH	MODLE	TACT SWITCH
CHECKED BY:	DATE	SCALE	DWG NO.	TS-A09x-x-S126
Jacky Chen	03/04/26	1 : 1	PART NO.	TS-A09x-x-S126
APPROVED BY:	DATE	SHEET NO.	1 of 1	
Tony Kao	03/04/26			

SIZE	A4
VER	R6