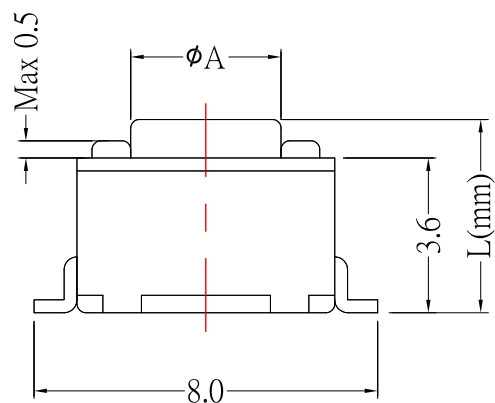
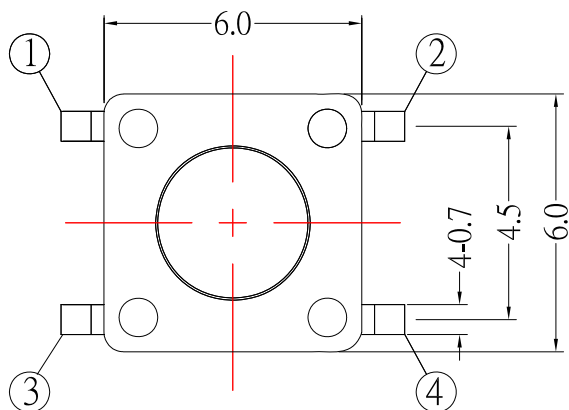





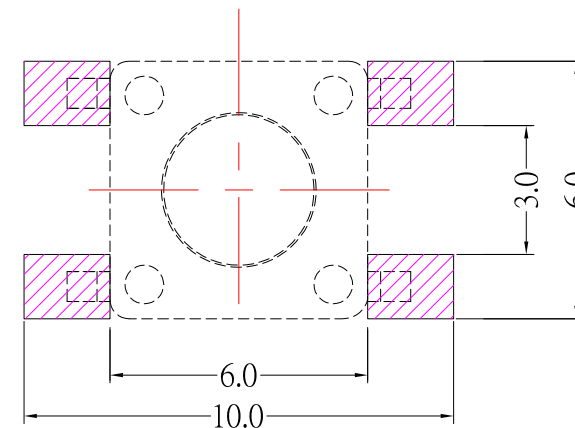
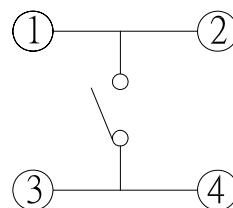
DIMENSIONS



PRODUCT IMAGE



CIRCUIT DIAGRAM P.C.B MOUNTING PATTERN DIMENSION



SPECIFICATIONS

Rating	DC 12V 50mA Max.				
Contact Resistance	100mΩ Max.				
Travel	0.25 ± 0.1mm				
Operating Force	1	2	3	4	5
	130 ± 30gf	160 ± 50gf	250 ± 50gf	320 ± 50gf	520 ± 50gf
Operating Life (cycles)	100,000		80,000	50,000	30,000

MODEL NO.	TS-A02S	TS-A02SA	TS-A02SAL	TS-A02SQ	TS-A02SQL	TS-A02SB	TS-A02SE	TS-A02SR	TS-A02SC	TS-A02SCL	TS-A02SD	TS-A02SY	TS-A02SZ	TS-A02SW	TS-A02SF	TS-A02SK	TS-A02SG	TS-A02SO	TS-A02SOL	TS-A02SZ	TS-A02SZL	TS-A02SH
L (mm)	4.30	5.00	5.50	6.00	6.50	7.00	7.30	7.50	8.00	8.50	9.50	10.00	10.50	11.00	12.50	13.00	13.50	14.00	14.50	15.00	16.00	17.00
φA (mm)	3.50	3.50	3.40	3.40	3.40	3.40	3.40	3.40	3.40	3.40	3.00	3.00	3.00	3.00	3.00	3.00	3.00	3.00	3.00	3.00	3.00	3.00

ITEM NO.	DESCRIPTION	DRAWN	DATE
7	新增高度15和16選項代碼	Jack	050415
6	更新高度5.5選項代碼	Jack	122614
5	更新高度選項	Jack	102214
4	更新及新增高度選項	Jack	070314
3	新增高度選項	Jack	040814
2	更新高度選項	Jack	031114
1	新增"Y"高度選項	Jack	020714

CONTACT 建倚科技股份有限公司
CONTACT TECHNOLOGY CORP.

TOLERANCE UNLESS OTHERWISE STATED :
 Up to 5 ±0.2
 Above 5 ~ 15 ±0.3
 Above 15 ~ 30 ±0.4
 Above 30 ~ 50 ±0.5
 Angle ±0.3

3RD. ANGEL'S



UNITS MM

DRAWN BY:	DATE	MAT'L	TITLE	SWITCH
Jack Lu	05/04/15			
CHECKED BY:	DATE	FINISH	MODLE	TACT SWITCH
Jacky Chen	05/04/15			
APPROVED BY:	DATE	SCALE	DWG NO.	TS-A02Sx-x-S126
Tony Kao	05/04/15	1 : 1		
		SHEET NO.	PART NO.	TS-A02Sx-x-S126
		1 of 1		

SIZE	A4
VER	A7