RoHS Compliant

DIMENSIONS

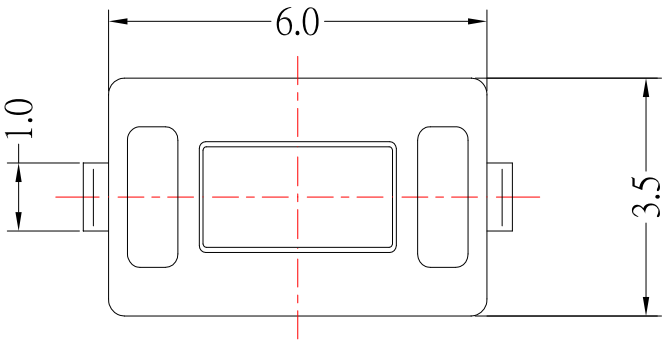

CIRCUIT DIAGRAM

P.C.B LAYOUT MOUNTING PATTERN

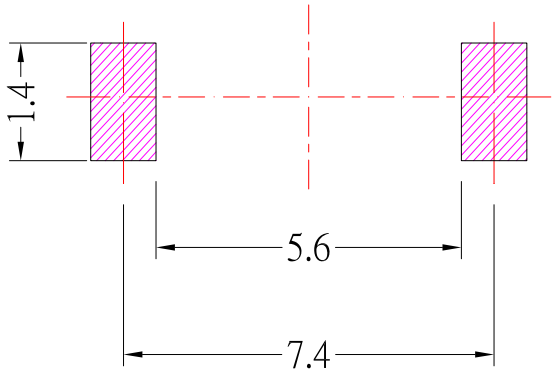

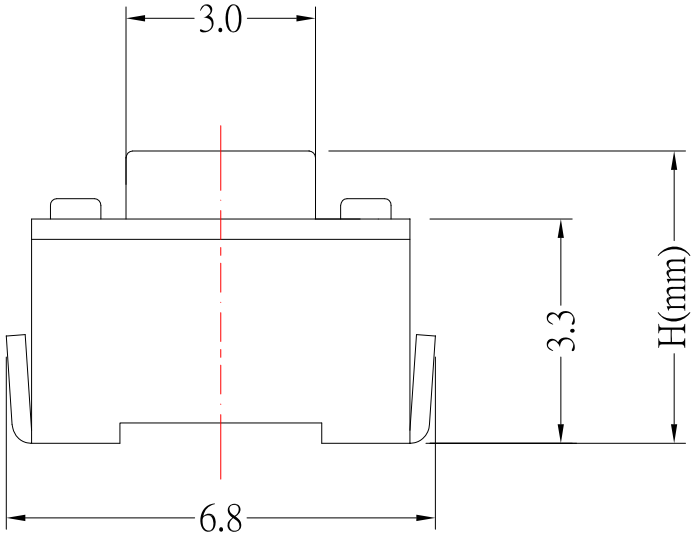

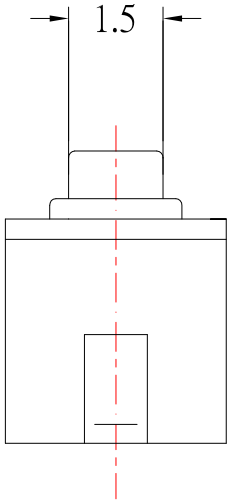

HEIGHT

MODEL	H(mm)
TS-A01NH-x-S138	4.3
TS-A01NHA-x-S138	5.0

SPECIFICATIONS

Rating	DC 12V 50mA Max.									
Contact Resistance	100mΩ Max.									
Travel	0.25 ± 0.10 mm									
Operating Force	0	100±30gf	1	130±30gf	2	160±50gf	3	250±50gf	4	320±50gf
Operating Life (cycles)	50,000						30,000			

ITEM NO.	DESCRIPTION	DRAWN	DATE
1	新增Operating Force選項4	Jack	042314

CONTACT 建倚科技股份有限公司 CONTACT TECHNOLOGY CORP.

TOLERANCE UNLESS OTHERWISE STATED: Up to 5 ±0.2; Above 5 ~ 15 ±0.3; Above 15 ~ 30 ±0.4; Above 30 ~ 50 ±0.5; Angle ±0.3°

3RD. ANGEL'S | UNITS MM

DRAWN BY: Jack Lu	DATE 04/23/14	MAT'L		TITLE	SWITCH		
CHECKED BY: Jacky Chen	DATE 04/23/14	FINISH		MODLE	TACT SWITCH		
APPROVED BY: Tony Kao	DATE 04/23/14	SCALE	1 : 1	DWG NO.	TS-A01NHx-x-S138	SIZE	A4
		SHEET NO.	1 of 1	PART NO.	TS-A01NHx-x-S138	VER	A1