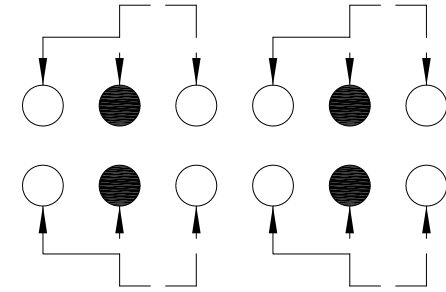
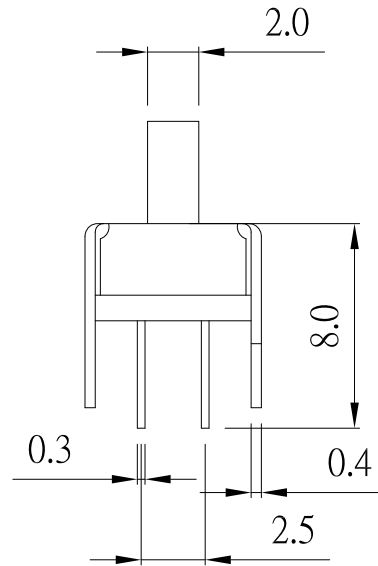
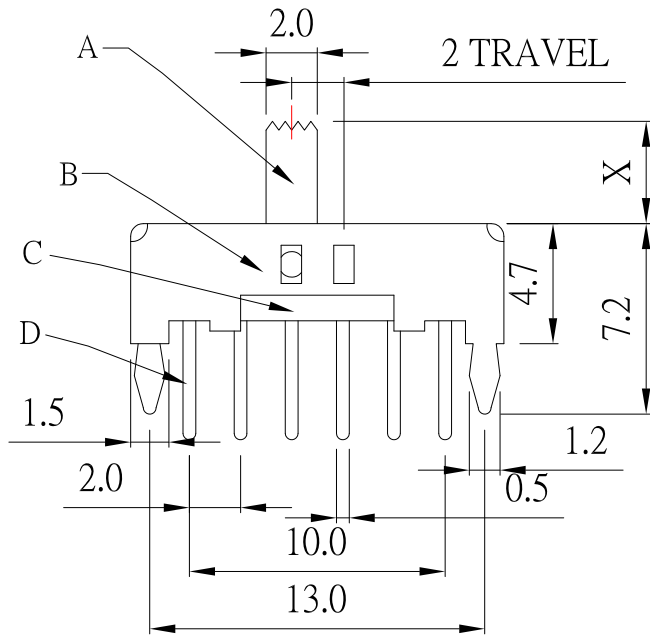


P.C.B LAYOUT



CIRCUIT



Model No.	X(mm)
SS-42D02-G2	2mm
SS-42D02-G3	3mm
SS-42D02-G4	4mm
SS-42D02-G5	5mm
SS-42D02-G6	6mm
SS-42D02-G7	7mm
SS-42D02-G8	8mm
SS-42D02-G9	9mm

NO.	DESCRIPTION	QTY	MATERIAL	REMARK
F	CONTACT CLIP	4	PBS	Ag-plated
E	SHRAPNEL	1	STAINLESS STEEL	Natural
D	TERMINAL	12	BRASS	Ag-plated
C	TERMINAL BASE	1	PHENOL IC RESIN	Natural
B	FRAME	1	IRON STRIP	Ni-Plated
A	KNOB	1	POM	Black

CONTACT 建倚科技股份有限公司
CONTACT TECHNOLOGY CORP.

TOLERANCE UNLESS OTHERWISE STATED:
Up to 5 ±0.2
Above 5 ~ 15 ±0.3
Above 15 ~ 30 ±0.4
Above 30 ~ 50 ±0.5
Angle ±0.3

3RD. ANGEL'S



UNITS MM

DRAWN BY:	DATE	MAT'L	TITLE	SWITCH
Jack Lu	08/16/13		MODLE	SLIDE SWITCH
CHECKED BY:	DATE	FINISH	SCALE	1 : 1
Jacky Chen	08/16/13		DWG NO.	SS-42D02-Gx-S191
APPROVED BY:	DATE	SHEET NO.	PART NO.	SS-42D02-Gx-S191
Tony Kao	08/16/13	1 of 1		

ITEM NO.	DESCRIPTION	DRAWN	DATE