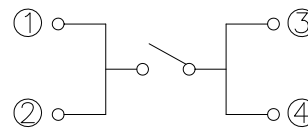
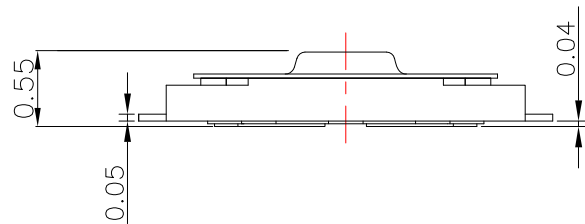


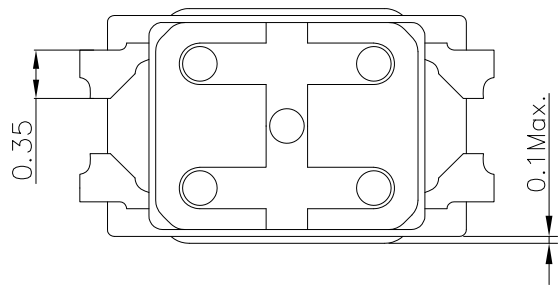
P.C.B LAND PATTERN



CIRCUIT DIAGRAM

SPECIFICATIONS

Rating	50mA 12V DC
Travel	0.11±0.05mm
Dielectric Withstanding Voltage	AC 250 V(50~60Hz)
Contact Resistance	100mΩ Max.
Operating Force	2 160 ± 50gf 3 260 ± 50gf
Operating Life(cycles)	200,000



E	KNOB	1	POLYAMIDE(Black)	
D	FILM	1	POLYAMIDE(White)	
C	CONTACT	1	SUS	Ag plated
B	BASE	1	POLYAMIDE(Black)	
A	THERMINAL	4	PHOSPHOR BRONZE	Ag plated
NO.	DESCRIPTION	QTY	MATERIAL	PLATING

CONTACT 建倚科技股份有限公司
CONTACT TECHNOLOGY CORP.

TOLERANCE UNLESS OTHERWISE STATED:
 Up to 5 ±0.2
 Above 5 - 15 ±0.3
 Above 15 - 30 ±0.4
 Above 30 - 50 ±0.5
 Angle ±0.3°

3RD. ANGEL'S



UNITS

MM

DRAWN BY:	DATE	MAT'L	TITLE	SIZE
Jack Lu	07/03/20		SWITCH	A4
CHECKED BY:	DATE	FINISH	MODLE	VER
Jacky Chen	07/03/20		TACT SWITCH	R
APPROVED BY:	DATE	SCALE	DWG NO.	
Tony Kao	07/03/20	1 : 1	TS-A30-x-S410	
		SHEET NO.	PART NO.	
		1 of 1	TS-A30-x-S410	

ITEM NO.	DESCRIPTION	DRAWN	DATE