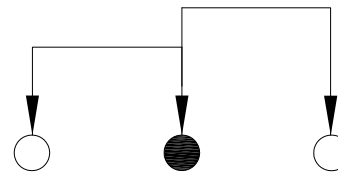
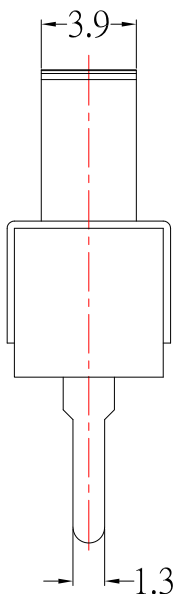
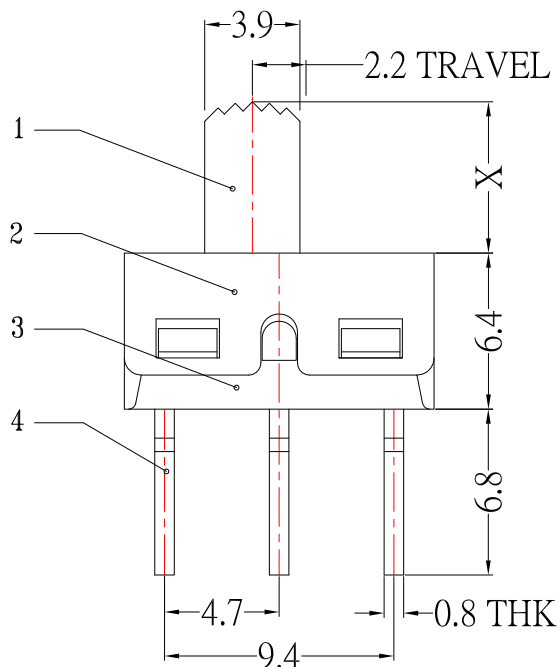


P.C.B LAYOUT
BOTTOM VIEW



SCHEMATIC (NON-SHORTING)



Model No.	X(mm)
SS-12D10-G2	2mm
SS-12D10-G3	3mm
SS-12D10-G4	4mm
SS-12D10-G5	5mm
SS-12D10-G6	6mm
SS-12D10-G7	7mm
SS-12D10-G8	8mm
SS-12D10-G9	9mm

SPECIFICATIONS

Rating	1.5A , 125V AC ; 3.0A , 50V
FUNCTION	1P-2T
Contact Resistance	200mΩ Max.
Insulation Resistance	100MΩ Min.
Operating Force	250gf ± 100gf
Operating Life	10,000 cycle

7	STEEL BALL	STEEL	1	NATURAL
6	SPRING	STEEL WIRE	1	NATURAL
5	CONTACT	BRASS	1	Ag PLATED
4	TERMINAL	BRASS	3	Ag PLATED
3	CASE	PA66	1	BLACK
2	COVER	SUS	1	NATURAL
1	KNOB	PA66	1	BLACK
NO.	PARTS	MATERIALS	Q'TY	FINISH

6	新增Rating选项	Jack	033123
5	更新樣式	Ian	042419
4	更新Rating	Jack	090418
3	更新Rating	Jack	111715
2	新增SPEC	Jack	102215
1	更新圖面	Jack	012115
ITEM NO.	DESCRIPTION	DRAWN	DATE

CONTACT 建倚科技股份有限公司
CONTACT TECHNOLOGY CORP.

TOLERANCE UNLESS OTHERWISE STATED:
 Up to 5 ±0.2
 Above 5 ~ 15 ±0.3
 Above 15 ~ 30 ±0.4
 Above 30 ~ 50 ±0.5
 Angle ±0.3

3RD. ANGEL'S

UNITS MM

DRAWN BY:	DATE	MAT'L	TITLE
Jack Lu	03/31/23		SWITCH
CHECKED BY:	DATE	FINISH	MODLE
Jacky Chen	03/31/23		SLIDE SWITCH
APPROVED BY:	DATE	SCALE	DWG NO.
Tony Kao	03/31/23	1 : 1	SS-12D10-Gx-S191
		SHEET NO.	PART NO.
		1 of 1	SS-12D10-Gx-S191
			SIZE
			A4
			VER
			R6