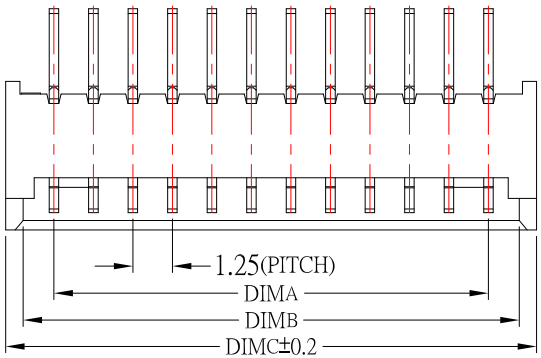

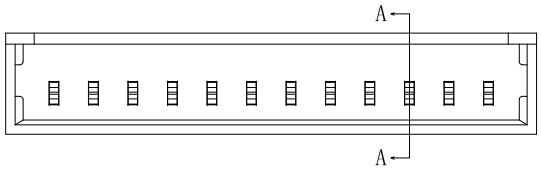

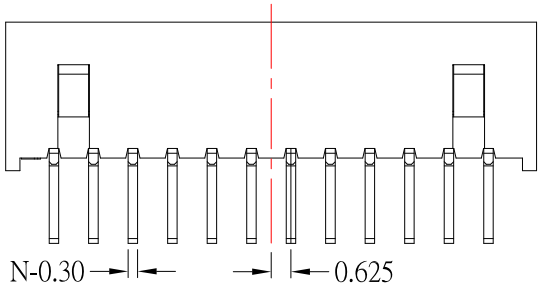

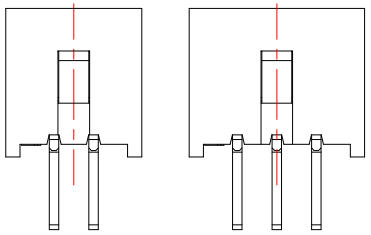

LOCK CONFIGURATION（锁扣位置）

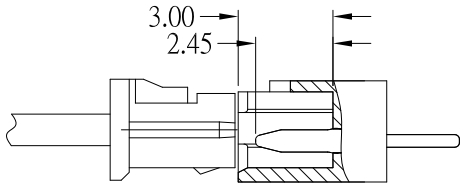

SECTION A-A

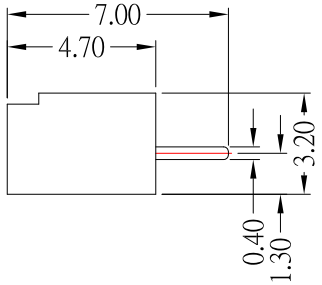

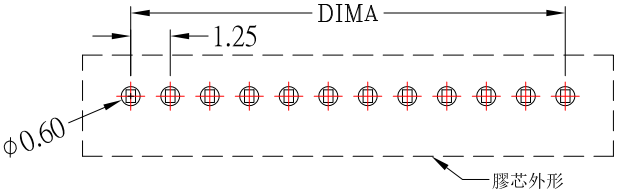

RECOMMENDED P.C.B LAYOUT

CKT	DIM A	DIM B	DIM C
2	1.25	3.20	4.30
3	2.50	4.45	5.55
4	3.75	5.70	6.80
5	5.00	6.95	8.05
6	6.25	8.20	9.30
7	7.50	9.45	10.55
8	8.75	10.70	11.80
9	10.00	11.95	13.05
10	11.25	13.20	14.30
11	12.50	14.45	15.55
12	13.75	15.70	16.80
13	15.00	16.95	18.05
14	16.25	18.20	19.30
15	17.50	19.45	20.55
16	18.75	20.70	21.80
17	20.00	21.95	23.05
18	21.25	23.20	24.30
19	22.50	24.45	25.55
20	23.75	25.70	26.80

SPECIFICATIONS

Voltage rating : 125V AC , DC
Temperature rating : -40˚C ~ +85˚C
Insulation resistance : 100MΩ min.
Contact resistance : 20mΩ / Max
Material:
Housing : LCP
Contact : Copper Alloy / Tin over Nickel

ITEM NO.	DESCRIPTION	DRAWN	DATE

CONTACT 建倚科技股份有限公司
CONTACT TECHNOLOGY CORP.

TOLERANCE UNLESS OTHERWISE STATED : Up to 5 ±0.2; Above 5 ~ 15 ±0.3; Above 15 ~ 30 ±0.4; Above 30 ~ 50 ±0.5; Angle ±0.3
3RD. ANGEL'S
UNITS MM

DRAWN BY: Jack Lu	DATE 11/06/20	MAT'L	
CHECKED BY: Jacky Chen	DATE 11/06/20	FINISH	
APPROVED BY: Tony Kao	DATE 11/06/20	SCALE 1 : 1	SHEET NO. 1 of 1

TITLE	CONNECTOR
MODLE	WAFER P : 1.25mm DIP 180度
DWG NO.	WF-12512VDxx-S304
PART NO.	WF-12512VDxx-S304
SIZE	A4
VER	R