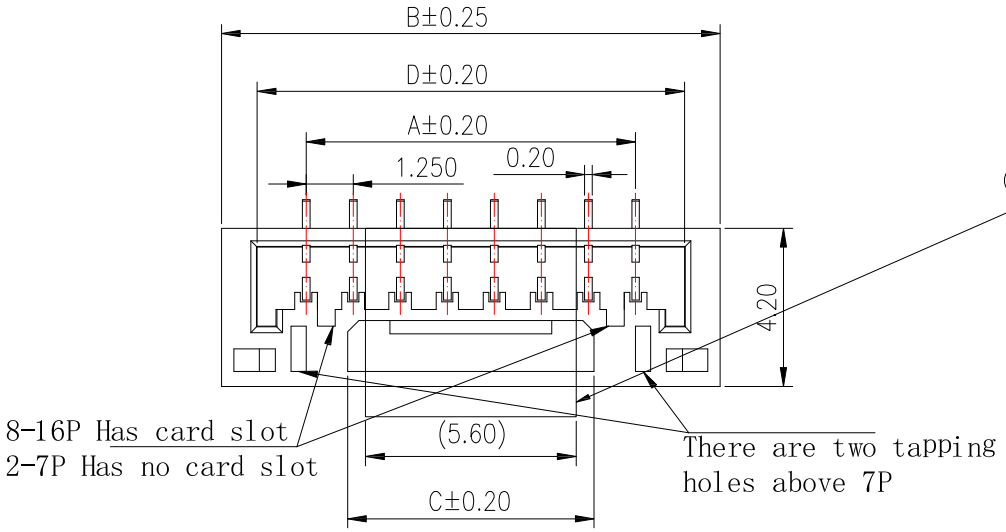

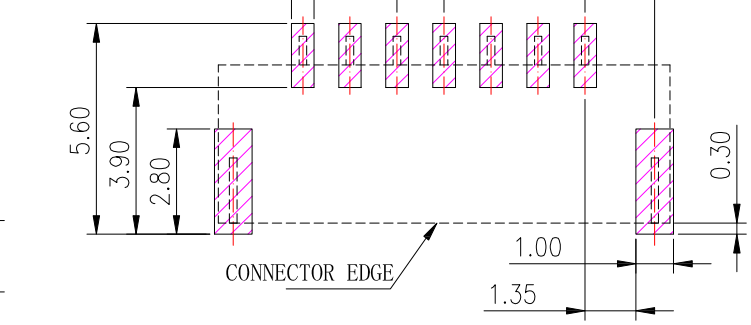

P.C.B LAYOUT

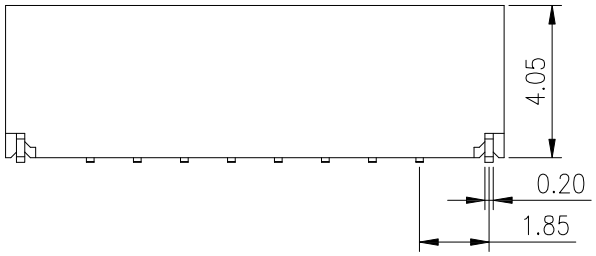

PIN No	DIMENSIONS			
	A	B	C	D
02	1.25	5.75	2.20	3.75
03	2.50	7.00	3.30	5.00
04	3.75	8.25	4.55	6.25
05	5.00	9.50	4.55	7.50
06	6.25	10.75	6.55	8.75
07	7.50	12.00	6.55	10.00
08	8.75	13.25	6.55	11.25
09	10.00	14.50	6.55	12.50
10	11.25	15.75	8.55	13.75
11	12.50	17.00	8.55	15.00
12	13.75	18.25	8.55	16.25
13	15.00	19.50	8.55	17.50
14	16.25	20.75	8.55	18.75
15	17.50	22.00	8.55	20.00
16	18.75	23.25	8.55	21.25

WF-12514AVSxxxx-S208

PIN NO.

Contact Plated :

Blank	Tin Plated
G	G/F

Housing Color :

Blank	Natural
B	Black

SPECIFICATIONS:

1.Current rating : 1.0A , AC/DC
2.Voltage rating : 50V , AC/DC
3.Temperature rating : -40˚C ~ +105˚C
4.Insulation resistance : 100MΩ min.
5.Withstand voltage : 500V AC/minute
6.Contact resistance : 30mΩ/Max

MATERIAL:

1.Housing : LCP
2.Contact : Phosphor Bronze
3.Solder Tabs : Brass / Tin-plated

ITEM NO.	DESCRIPTION	DRAWN	DATE

CONTACT 建倚科技股份有限公司
CONTACT TECHNOLOGY CORP.

TOLERANCE UNLESS OTHERWISE STATED : Up to 5 ±0.2; Above 5 ~ 15 ±0.3; Above 15 ~ 30 ±0.4; Above 30 ~ 50 ±0.5; Angle ±0.3°

3RD. ANGEL'S | UNITS | MM

DRAWN BY:	DATE
Jack Lu	04/30/26
CHECKED BY:	DATE
Jacky Chen	04/30/26
APPROVED BY:	DATE
Tony Kao	04/30/26

MAT'L		TITLE	CONNECTOR
FINISH		MODLE	WAFER 1.25 SMT 180度
SCALE	1 : 1	DWG NO.	WF-12514AVSxxxx-S208
SHEET NO.	1 of 1	PART NO.	WF-12514AVSxxxx-S208

SIZE A4 | VER R