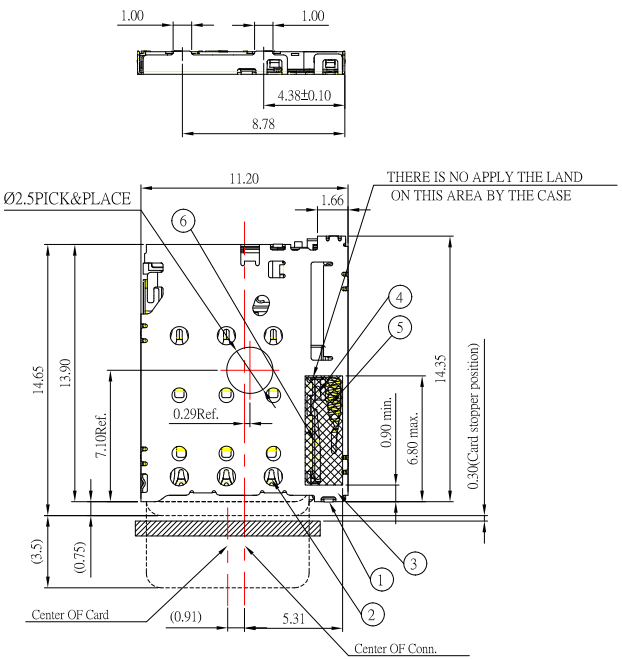

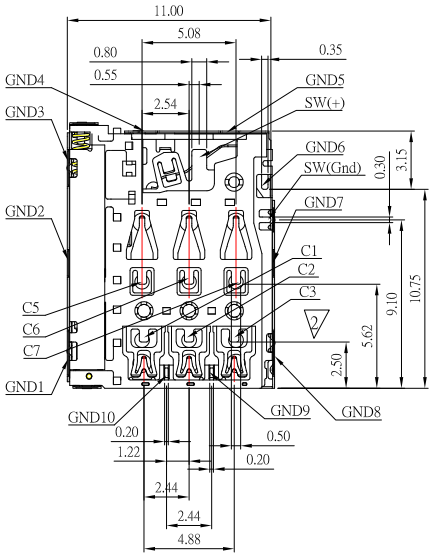

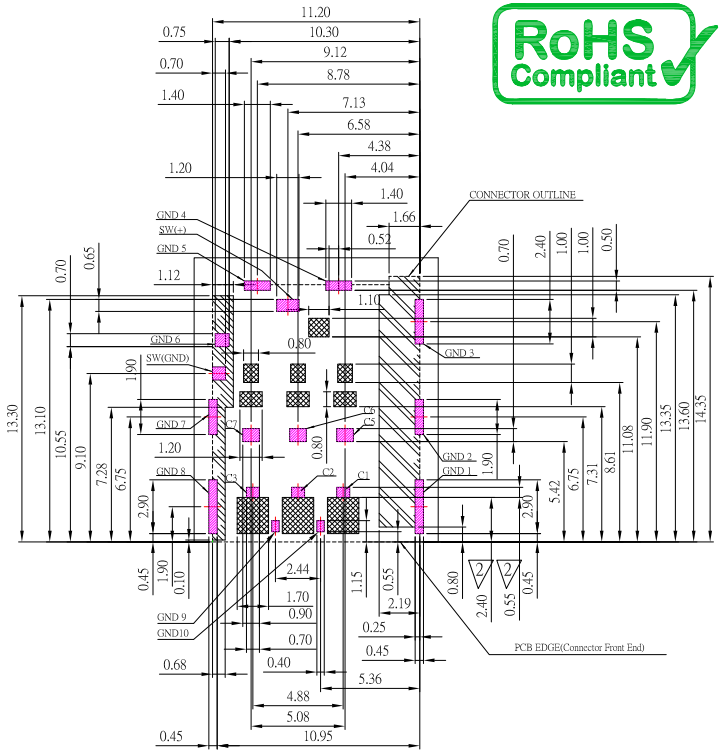

RoHS Compliant

P.C.B LAYOUT

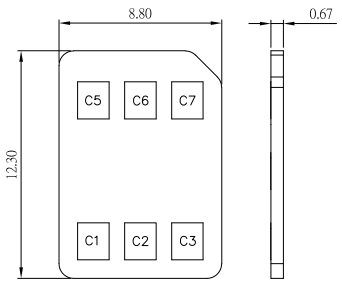

SIM CARD LAYOUT

Connector Pin Assignment

No.	Pin Name	Description
1	C1	Vcc of SIM
2	C2	RST of SIM
3	C3	CLK of SIM
4	C5	GND of SIM
5	C6	Vpp of SIM
6	C7	I/O of SIM
7	SW	Detection Switch

SPECIFICATION:

1. CURRENT RATING : 0.5A
2. CONTACT RESISTANCE : 50mΩ MAX.
3. INSULATION RESISTANCE : 1000MΩ MIN.
4. WITHSTANDING STRENGTH : 500V AC
5. OPERATING TEMPERATURE RANGE : -30°C TO +85°C.
6. STORAGE TEMPERATURE RANGE : -40°C TO +85°C.
7. DURABILITY: 3,000 CYCLES

ITEM	DESCRIPTION	MATERIAL	FINSH	QTY
6	HOOK	SUS	NO PLATING	1
5	SPRING	SUS	NO PLATING	1
4	SLIDE	PA46	GLASS FILLED(OR EQUAL), UL 94V-0, BLACK	1
3	SHELL	SUS	GOLD FLASH PLATED ON SOLDER TAIL AREA. NICKEL UNDER PLATED OVER ALL	1
2	TERMINAL	C5240-SH	GOLD FLASH PLATED ON CONTACT AREA AND SOLDER TAIL AREA NICKEL UNDER PLATED OVER ALL	1
1	HOUSING	LCP	GLASS FILLED(OR EQUAL), UL 94V-0, BLACK	1

ITEM NO.	DESCRIPTION	DRAWN	DATE

建倚科技股份有限公司
CONTACT TECHNOLOGY CORP.

TOLERANCE UNLESS OTHERWISE STATED : Up to 5 ±0.2; Above 5 ~ 15 ±0.3; Above 15 ~ 30 ±0.4; Above 30 ~ 50 ±0.5; Angle ±0.3

3RD. ANGEL'S | UNITS | MM

DRAWN BY: Jack Lu	DATE 12/04/24	MAT'L	
CHECKED BY: Jacky Chen	DATE 12/04/24	FINISH	
APPROVED BY: Tony Kao	DATE 12/04/24	SCALE	1 : 1
		SHEET NO.	1 of 1

TITLE	CONNECTOR		
MODLE	Nano SIM CARD 6PIN PUSH PUSH H1.25		
DWG NO.	NSIM-06125W-S267	SIZE	A4
PART NO.	NSIM-06125W-S267	VER	R