

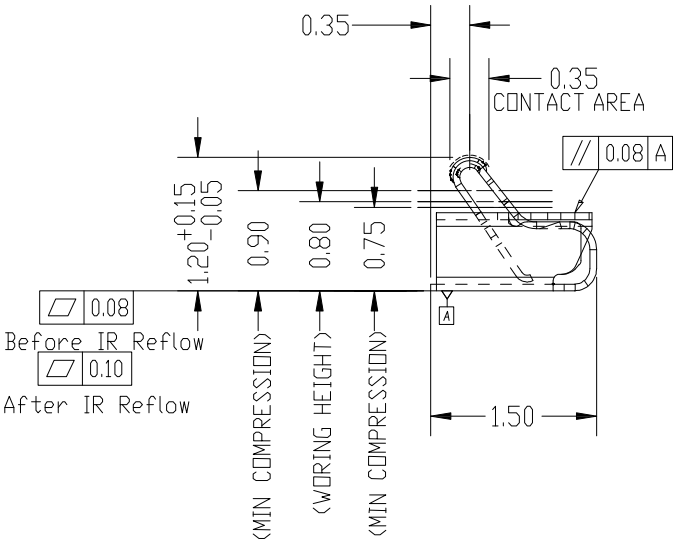

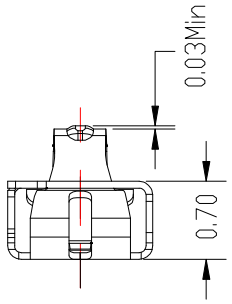



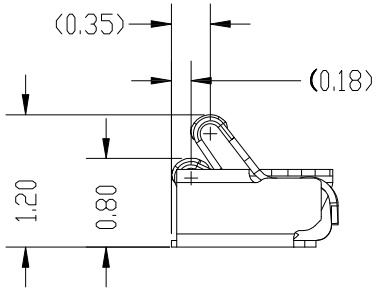

State at working height0.80mm

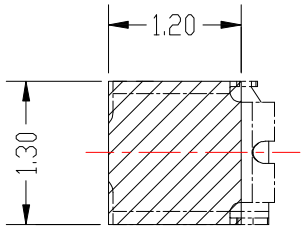

RECOMMENDED PCB LAYOUT
TOLERANCE ±0.05MM

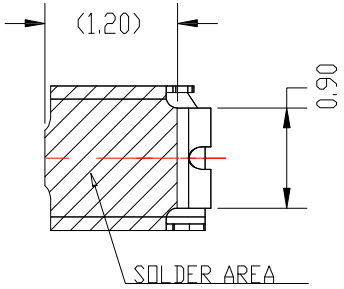

PRODUCT NO.

1. SPECIFICATIONS:
   - 1.1. CONTACT RESISTANCE:80 mΩ MAX
   - 1.2. VOLTAGE RATING:1.5V/AC/DC/MAX
   - 1.3. CURRENT RATING:1.0A/MAX
   - 1.4. PRE-LOAD FORCE:0.5±0.1N ON CONTACT POINT
   - 1.5. MAX.BEAM DEFLECTION:0.7±0.1N ON CONTACT POINT
   - 1.6. DURABILITY:2000 CYCLES
   - 1.7. OPERATING TEMPERATURE:-20°C~80°C
2. MATERIAL:
   - 2.1. STAINLESS STEEL T=0.06±0.005MM
3. FINISH:
   - 3.1. 30u" MIN. NICKEL UNDERPLATING OVERALL

ITEM NO.	DESCRIPTION	DRAWN	DATE
1	更新料號	Jack	042925

CONTACT 建倚科技股份有限公司
CONTACT TECHNOLOGY CORP.

TOLERANCE UNLESS OTHERWISE STATED :
Up to 5 ±0.2
Above 5 ~ 15 ±0.3
Above 15 ~ 30 ±0.4
Above 30 ~ 50 ±0.5
Angle ±0.3°

3RD. ANGEL'S | UNITS MM

		DATE
DRAWN BY:	Jack Lu	04/29/25
CHECKED BY:	Jacky Chen	04/29/25
APPROVED BY:	Tony Kao	04/29/25

MAT'L		TITLE	CONNECTOR
FINISH		MODLE	Antenna Spring Terminal SMT 沉版型 H:1.2mm
SCALE	1 : 1	DWG NO.	AST-01-S486
SHEET NO.	1 of 1	PART NO.	AST-01-S486

SIZE A4 | VER R1