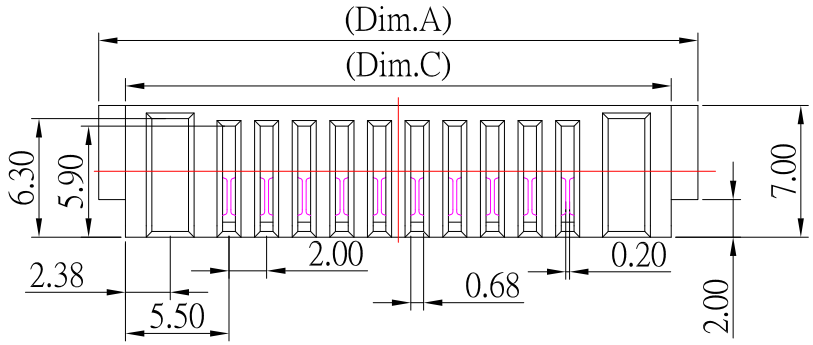

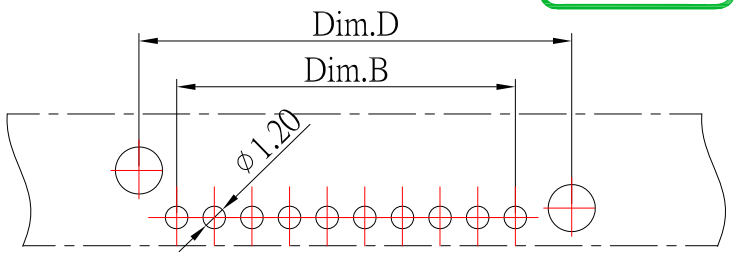

P.C.B LAYOUT

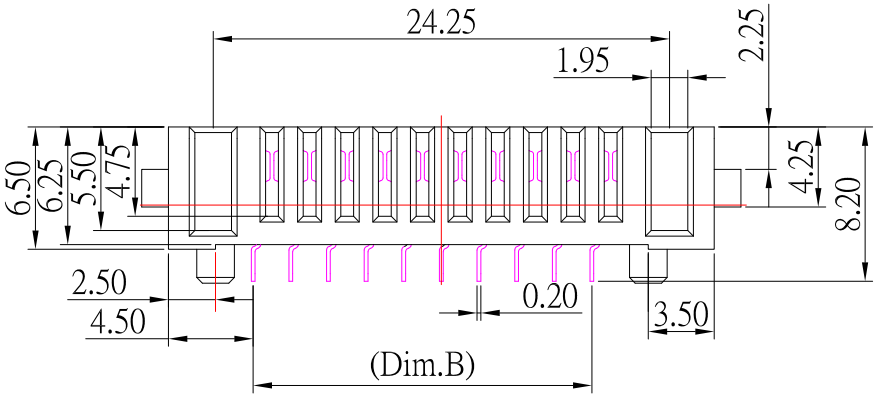

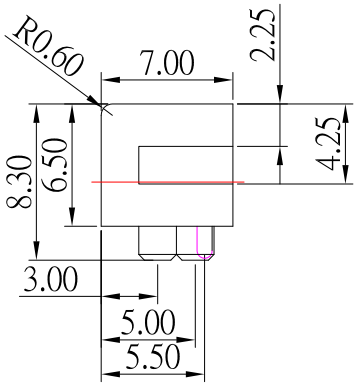

No.of Pins	Dimension			
	DIM.A	DIM.B	DIM.C	DIM.D
03	17.85	4.00	15.00	9.00
04	19.85	6.00	17.00	11.00
05	21.85	8.00	19.00	13.00
06	23.85	10.00	21.00	15.00
07	25.85	12.00	23.00	17.00
08	27.85	14.00	25.00	19.00
09	29.85	16.00	27.00	21.00
10	31.85	18.00	29.00	23.00
11	33.85	20.00	31.00	25.00
12	35.85	22.00	33.00	27.00

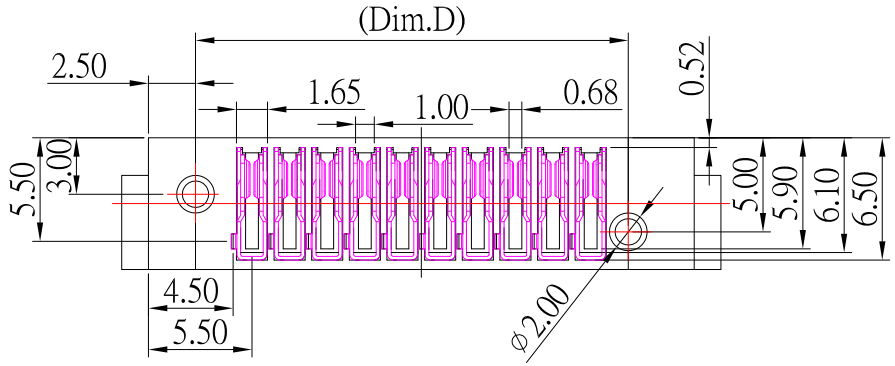

Material
Insulator : PA9T Contact : Phosphor Bronze
Contact Plated : Gold over Nickel or Tin
Specification
Current Rating : 5.0A
Instant Current : 7.0A
Contact Resistance : 30mΩ
Insulation Resistance : 100MΩ
Dielectric Voltage : 500V
Operating Temperature : −40°~105°

ITEM NO.	DESCRIPTION	DRAWN	DATE

CONTACT 建倚科技股份有限公司
CONTACT TECHNOLOGY CORP.

TOLERANCE UNLESS OTHERWISE STATED : Up to 5 ±0.2; Above 5 ~ 15 ±0.3; Above 15 ~ 30 ±0.4; Above 30 ~ 50 ±0.5; Angle ±0.3°

3RD. ANGEL'S | UNITS MM

DRAWN BY: Jack Lu	DATE 09/21/23	MAT'L	
CHECKED BY: Jacky Chen	DATE 09/21/23	FINISH	
APPROVED BY: Tony Kao	DATE 09/21/23	SCALE 1 : 1	SHEET NO. 1 of 1

TITLE	CONNECTOR		
MODLE	Battery 直立式 母座		
DWG NO.	BC-FVA01-xP-S410	SIZE	A4
PART NO.	BC-FVA01-xP-S410	VER	R