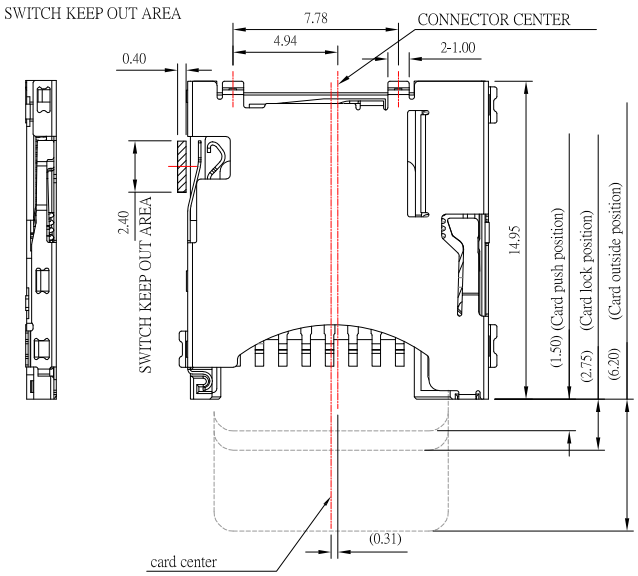

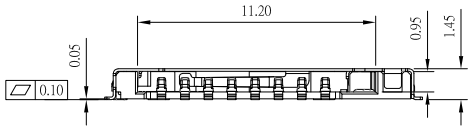

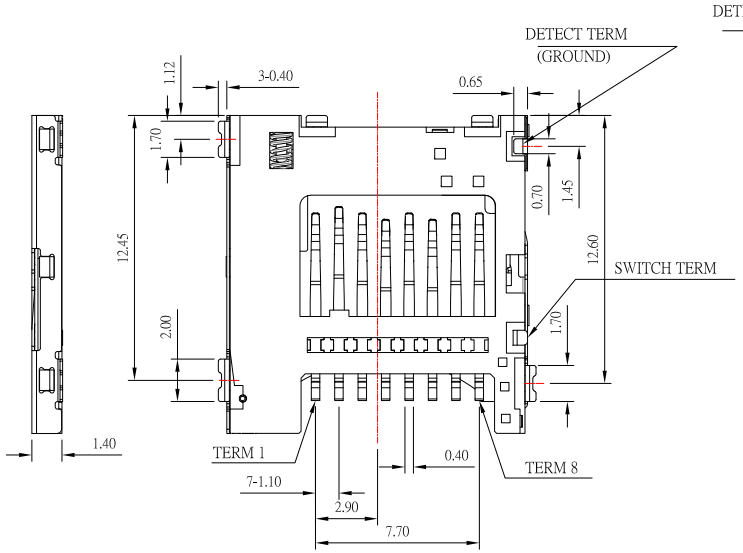

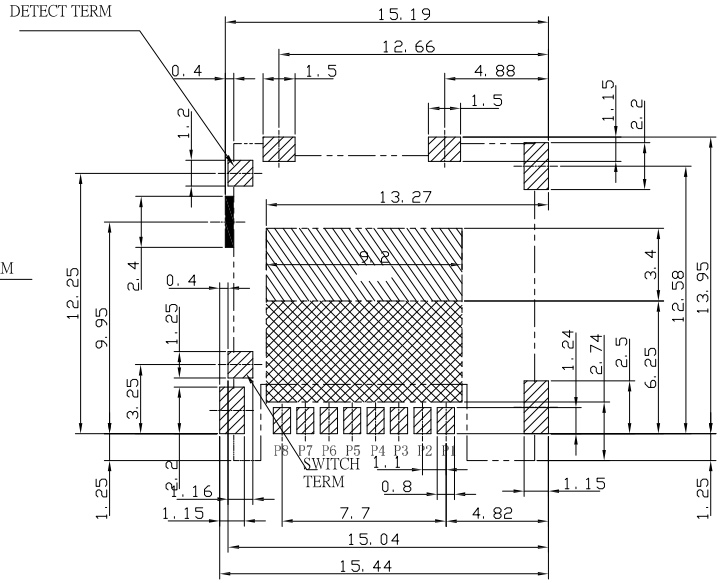

PCB LAYOYT

PROHIBITED AREA
SOLDERPROHIBITED AREA
PATTERN PROHIBITED AREA

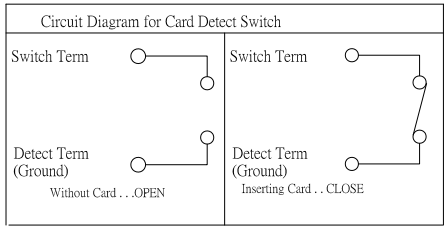

Pin No	Name	Type	DESCRIPTION
TERM1	DAT2	I/O/PP	Date Line[bit2]
TERM2	CD/DAT3	I/O/PP	Card Detect Date Line[bit3]
TERM3	CMD	PP	Command Response
TERM4	VDD	S	Supply Voltage
TERM5	CLK	I	Clock
TERM6	VSS	S	Supply Voltage Ground
TERM7	DAT0	I/O/PP	Date Line[bit0]
TERM8	DAT1	I/O/PP	Date Line[bit1]

SPECIFICATION

Electrical :

1.Current Rating: 0.5A
2.Voltage Rating: 100V DC
3.Contact Resistance: 100 mΩ Max.
4.Insulation Resistance: 1000 MΩ Min.
5.Dielectric Withstanding Voltage: 500V AC

Material:

1.Housing: LCP
2.Contact: Phosphor Bronze
3.Shell: SUS

Finish:

1.Contact: Plated Gold in Mating Area ;
Tin Plated on Solder Balls ;
Nickel under plated overall
2.Shell: Nickel under Plated surface layer

ITEM NO.	DESCRIPTION	DRAWN	DATE

CONTACT 建倚科技股份有限公司
CONTACT TECHNOLOGY CORP.

TOLERANCE UNLESS OTHERWISE STATED : Up to 5 ±0.2; Above 5 ~ 15 ±0.3; Above 15 ~ 30 ±0.4; Above 30 ~ 50 ±0.5; Angle ±0.3

3RD. ANGEL'S | UNITS | MM

DRAWN BY: Jack Lu	DATE 06/20/24	MAT'L		TITLE	CONNECTOR
CHECKED BY: Jacky Chen	DATE 06/20/24	FINISH		MODLE	MICRO SD CARD PUSH H1.45
APPROVED BY: Tony Kao	DATE 06/20/24	SCALE	1 : 1	DWG NO.	SD-TF22AP401-S267 (SIZE A4)
		SHEET NO.	1 of 1	PART NO.	SD-TF22AP401-S267 (VER R)