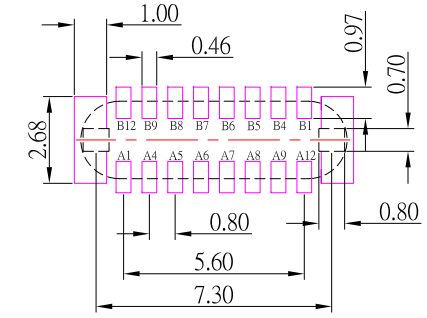
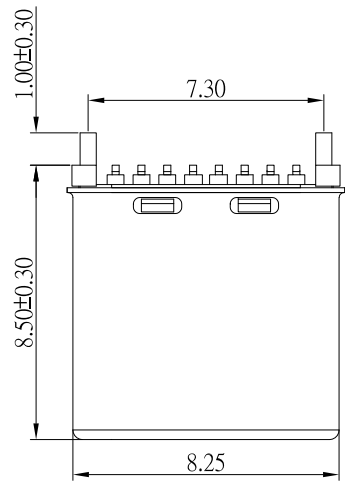




SBC-161VS5-20x-271

鍍層厚度:

Blank : 1u"
2 : 15u"
3 : 30u"



P.C.B. LAYOUT

SPECIFICATIONS

Electrical:

- 1.Rating: 3.0 A
- 2.Dielectric Withstand Voltage: 100V AC
- 3.Contact Resistance: 40 mΩ Max
- 4.Insulation Resistance: 100 MΩ Min

Mechanical:

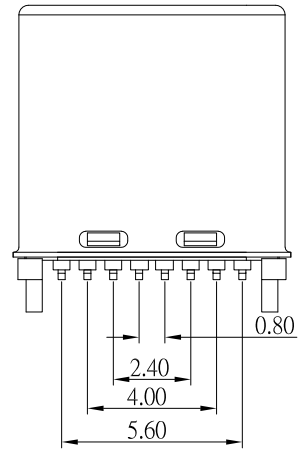
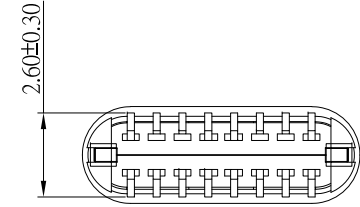

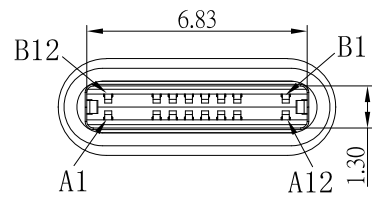
- 1.Connector Mate and Unmate Force
 - 1.1 Mate force: 5~20 N
 - 1.2 Unmate force: 8~20 N

Material:

- 1.Housing: LCP
- 2.Contact: Brass
- 3.Shell: SUS

Finish:

- 1.Contact: Plated Gold in Mating Area ;
Tin Plated on Solder Balls ;
Nickel under plated overall
- 2.Shell: Nickel under Plated surface layer



CONTACT 建倚科技股份有限公司
CONTACT TECHNOLOGY CORP.

DRAWN BY:	DATE	MATL	TITLE	CONNECTOR
Jack Lu	09/19/24		MODLE	USB C TYPE 2.0 Male 直立式磁吸H8.5 SMT
CHECKED BY:	DATE	FINISH	DWG NO.	SBC-161VS5-20x-271
Jacky Chen	09/19/24		SHEET NO.	1 of 1
APPROVED BY:	DATE	SCALE	PART NO.	SBC-161VS5-20x-271
Tony Kao	09/19/24	1 : 1		

TOLERANCE UNLESS OTHERWISE STATED :	Up to 5 ±0.2	3RD. ANGEL'S	UNITS	MM
	Above 5 ~ 15 ±0.3			
	Above 15 ~ 30 ±0.4			
	Above 30 ~ 50 ±0.5			
	Angle ±0.3			

ITEM NO.	DESCRIPTION	DRAWN	DATE