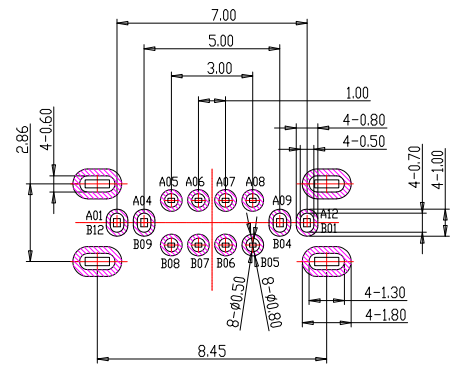


IPX7



SBC-WP160V3-20x-S412

鍍層厚度：
Blank : 1u"
2 : 15u"
3 : 30u"



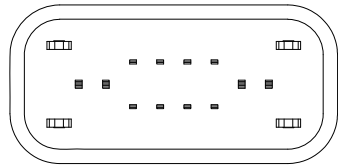
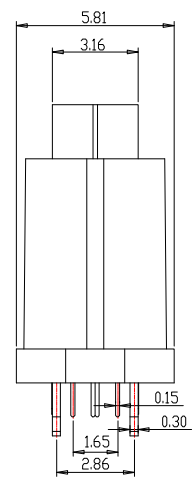
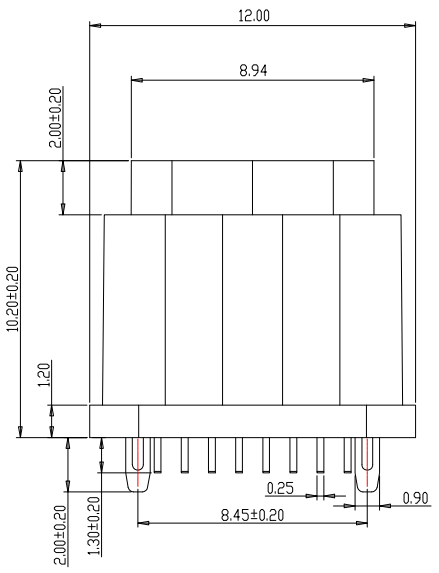
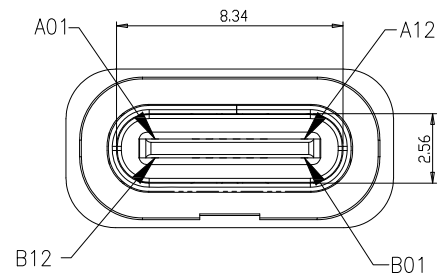
RECOMMENDED PCB LAYOUT

SPECIFICATIONS

- Electrical:**
- Rating: 5.0V , 3.0A
 - Contact Resistance: 40 mΩ Max
 - Insulation Resistance: 100 MΩ Min

- Mechanical:**
- Connector Mate and Unmate Force
 - Mate force: 5~20 N
 - Unmate force: 8~20 N

- Material:**
- Housing: LCP
 - Contact: C7025
 - Shell: SUS
- Finish:**
- Contact: Plated Gold in Mating Area ;
Gold Plated on Solder Balls ;
Nickel under plated overall
 - Shell: Nickel under Plated surface layer



A1	GND	B12	GND
A4	VBUS	B9	VBUS
A5	CC1	B8	SBUS2
A6	D+	B7	D-
A7	D-	B6	D+
A8	SBUS1	B5	CC2
A9	VBUS	B4	VBUS
A12	GND	B1	GND
PIN	SIGNAL NAME	PIN	SIGNAL NAME

CONTACT 建倚科技股份有限公司
CONTACT TECHNOLOGY CORP.

TOLERANCE UNLESS OTHERWISE STATED:
Up to 5 ±0.2
Above 5 ~ 15 ±0.3
Above 15 ~ 30 ±0.4
Above 30 ~ 50 ±0.5
Angle ±0.3°

3RD. ANGEL'S

UNITS MM

DRAWN BY:	DATE	MAT'L	TITLE	CONNECTOR
Jack Lu	05/24/23			
CHECKED BY:	DATE	FINISH	MODLE	USB C TYPE 180度 2.0 Female H10.2 防水型IPX7
Jacky Chen	05/24/23			
APPROVED BY:	DATE	SCALE	DWG NO.	SBC-WP160V3-20x-S412
Tony Kao	05/24/23	1 : 1	PART NO.	SBC-WP160V3-20x-S412
		SHEET NO.	1 of 1	SIZE A4
				VER R1

1	更新圖面	Jack	052423
ITEM NO.	DESCRIPTION	DRAWN	DATE