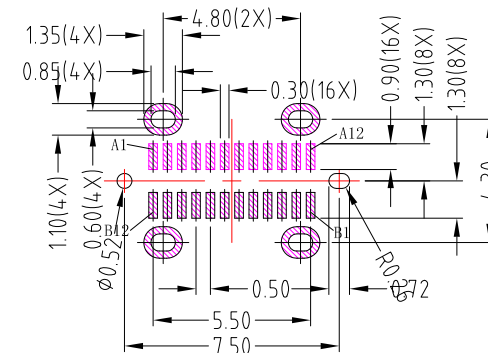




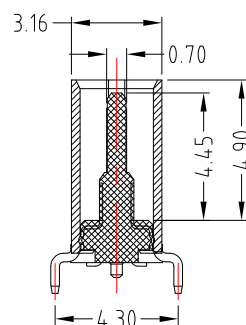
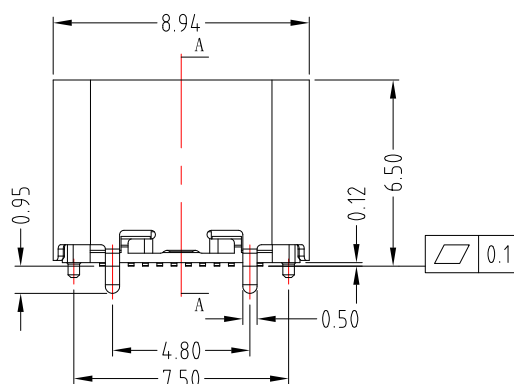
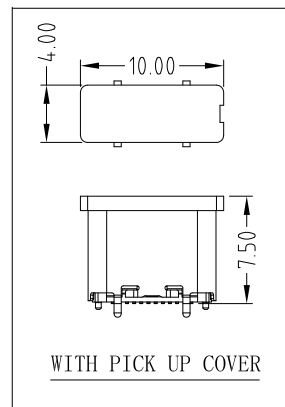
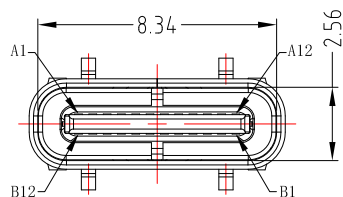
SBC-240VSE9A-31x-S175

鍍層厚度:

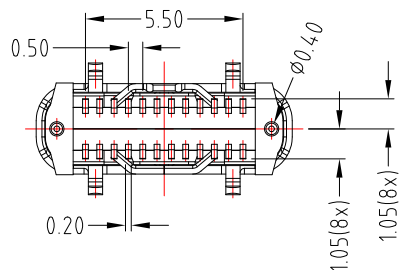
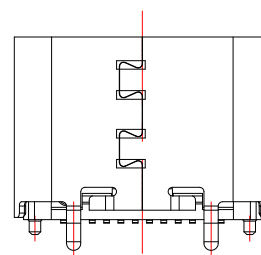
Blank : 1u"
2 : 15u"
3 : 30u"



RECOMMEND P.C.B LAYOUT



SECTION A-A
SCALE 1:1



USB TYPE C PIN ASSIGNMENTS

PIN NUMBER	SIGNAL NAME	PIN NUMBER	SIGNAL NAME
A1	GND	B12	GND
A2	TX1+	B11	TX1+
A3	TX1-	B10	TX1-
A4	VBUS	B9	VBUS
A5	CC1	B8	SBU2
A6	DP1	B7	DN2
A7	DN1	B6	DP2
A8	SBU1	B5	CC2
A9	VBUS	B4	VBUS
A10	RX2-	B3	TX2-
A11	RX2+	B2	TX2+
A12	GND	B1	GND

SPECIFICATIONS

Electrical:

1. Rating: 5.0V , 5.0A
2. Dielectric Withstand Voltage: 100V AC
3. Contact Resistance: 40 mΩ Max
4. Insulation Resistance: 100 MΩ Min

Mechanical:

1. Connector Mate and Unmate Force
 - 1.1 Mate force: 5~20 N
 - 1.2 Unmate force: 8~20 N

Material:

1. Housing: LCP
2. Contact: C18400
3. Shell: SUS

Finish:

1. Contact: Plated Gold in Mating Area ;
Gold Plated on Solder Balls ;
Nickel under plated overall
2. Shell: Nickel under Plated surface layer



TOLERANCE UNLESS OTHERWISE STATED:

Up to 5 ±0.2
Above 5 ~ 15 ±0.3
Above 15 ~ 30 ±0.4
Above 30 ~ 50 ±0.5
Angle ±0.3°

3RD. ANGEL'S



UNITS MM

DRAWN BY: Jack Lu
CHECKED BY: Jacky Chen
APPROVED BY: Tony Kao

DATE: 04/07/22
DATE: 04/07/22
DATE: 04/07/22

MAT'L		TITLE	CONNECTOR
FINISH		MODLE	TYPE C FEMALE VERTICAL H:6.5mm SMT TYPE
SCALE	1 : 1	DWG NO.	SBC-240VSE9A-31x-S175
SHEET NO.	1 of 1	PART NO.	SBC-240VSE9A-31x-S175

ITEM NO.	DESCRIPTION	DRAWN	DATE