IP67

RoHS Compliant

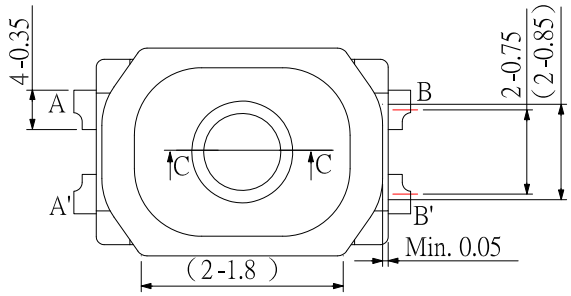

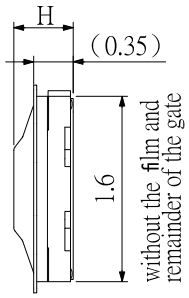

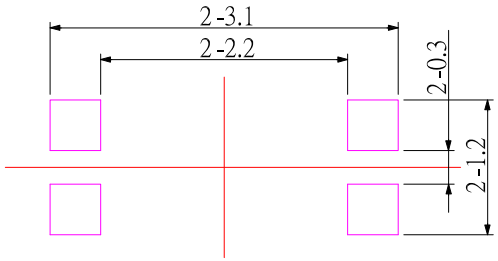

PCB LAYOUT

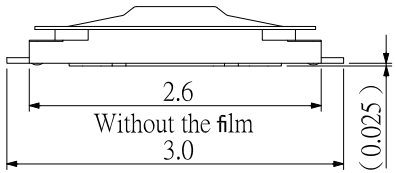

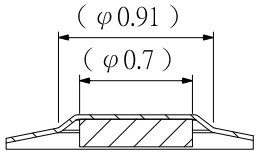

Actuator cross section (Section C-C)

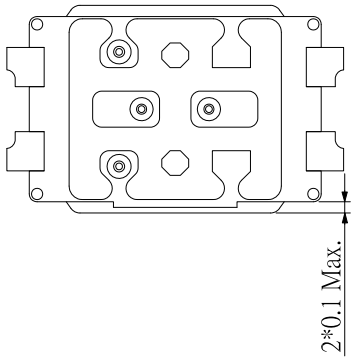

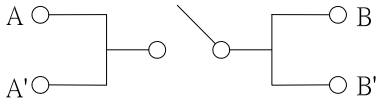

CIRCUIT DIAGRAM

SPECIFICATIONS

Rating	DC 15V, 20mA.					
Insulation Resistance	50 MΩ Min.					
Contact Resistance	500 mΩ Max.					
Dielectric Withstanding Voltage	AC 250V for 1 min					
Operating Force	0	100 ± 30gf	2	160 ± 50gf	3	240 ± 50gf
Travel	0.08mm		0.11mm			
Operating Life (cycles)	500,000					

ITEM NO.	DESCRIPTION	DRAWN	DATE

CONTACT 建倚科技股份有限公司 CONTACT TECHNOLOGY CORP.

TOLERANCE UNLESS OTHERWISE STATED: Up to 5 ±0.2; Above 5 ~ 15 ±0.3; Above 15 ~ 30 ±0.4; Above 30 ~ 50 ±0.5; Angle ±0.3°

3RD. ANGEL'S | UNITS MM

DRAWN BY: Jack Lu	DATE 06/07/22	MAT'L		TITLE	SWITCH		
CHECKED BY: Jacky Chen	DATE 06/07/22	FINISH		MODLE	TACT SWITCH		
APPROVED BY: Tony Kao	DATE 06/07/22	SCALE	1 : 1	DWG NO.	TS-A30W-x-S182	SIZE	A4
		SHEET NO.	1 of 1	PART NO.	TS-A30W-x-S182	VER	R