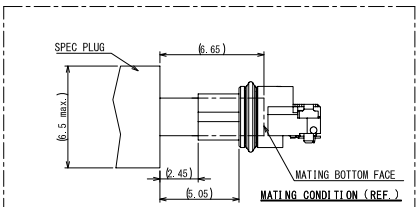
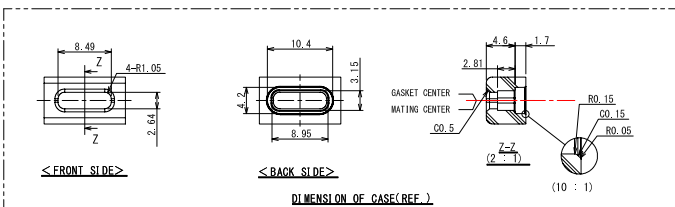
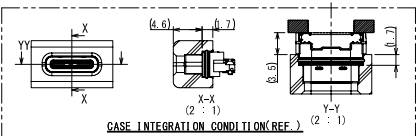
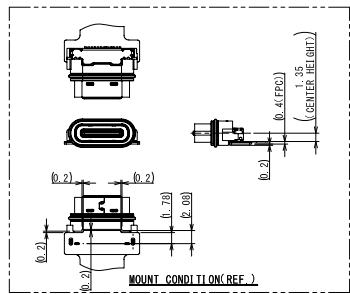
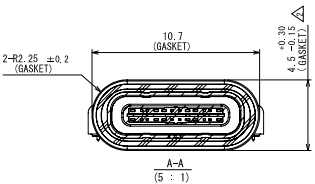
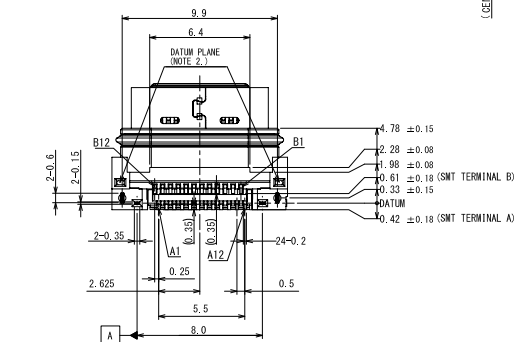


P.C.B LAYOUT MOUNTING PATTERN

Pin No.	A1	A2	A3	A4	A5	A6	A7	A8	A9	A10	A11	A12
	GND	TX1+	TX1-	V _{BUS}	CC1	D+	D-	SBU1	V _{BUS}	RX2-	RX2+	GND
Pin No.	B12	B11	B10	B9	B8	B7	B6	B5	B4	B3	B2	B1
	GND	RX1+	RX1-	V _{BUS}	SBU2	D-	D+	CC2	V _{BUS}	TX2-	TX2+	GND



ITEM NO.	DESCRIPTION	ITEM QTY	MATERIAL	FINISH	REMARKS
8	REAR SHIELD	1	STAINLESS STEEL	NICKEL PLATING	-
7	GASKET	1	SILICONE RUBBER	-	COLOR: RED
6	SHELL	1	STAINLESS STEEL	-	-
5	MID PLATE	1	STAINLESS STEEL	NICKEL PLATING	-
4	CONTACT B	12	COPPER ALLOY	CONTACT AREA: GOLD OVER NICKEL SOLDER TAILS: GOLD FLASH OVER NICKEL	CONTACT AREA: NICKEL: 1 μm MIN GOLD: 0.1 μm MIN
3	CONTACT A	12	COPPER ALLOY	CONTACT AREA: GOLD OVER NICKEL SOLDER TAILS: GOLD FLASH OVER NICKEL	CONTACT AREA: NICKEL: 1 μm MIN GOLD: 0.1 μm MIN
2	SUB ASSEMBLY INSERT MOLD	1	HEAT RESISTING PLASTIC	-	COLOR: BLACK
1	MID PLATE INSERT MOLD	1	HEAT RESISTING PLASTIC	-	COLOR: BLACK

CONTACT 建倚科技股份有限公司
CONTACT TECHNOLOGY CORP.

TOLERANCE UNLESS OTHERWISE STATED:
Up to 5 ± 0.2
Above 5 ~ 15 ± 0.3
Above 15 ~ 30 ± 0.4
Above 30 ~ 50 ± 0.5
Angle ± 0.3°

3RD. ANGEL'S

UNITS MM

DRAWN BY:	DATE	MAT'L	TITLE	CONNECTOR
Jack Lu	08/13/21	FINISH	MODLE	TYPE CF 3.2 板上SMT 防水型
CHECKED BY:	DATE	SCALE	DWG NO.	SBC-WP240S4-31-S439
Jacky Chen	08/13/21	SHEET NO.	PART NO.	SBC-WP240S4-31-S439
APPROVED BY:	DATE	SIZE	VER	R
Tony Kao	08/13/21	1 of 2		