

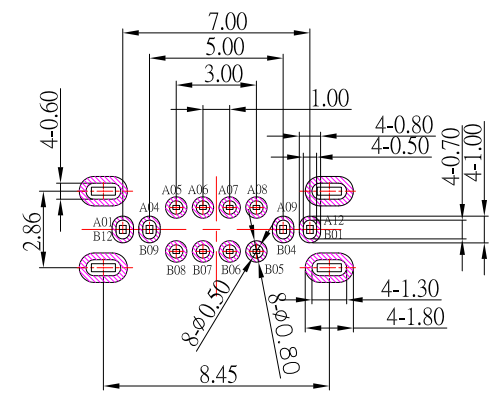
IPX7



SBC-WP160V2-20x-S412

鍍層厚度:

Blank : 1u"
2 : 15u"
3 : 30u"



RECOMMENDED PCB LAYOUT

SPECIFICATIONS

Electrical:

1. Rating: 5.0V, 3.0 A
2. Contact Resistance: 40 mΩ Max
3. Insulation Resistance: 100 MΩ Min

Mechanical:

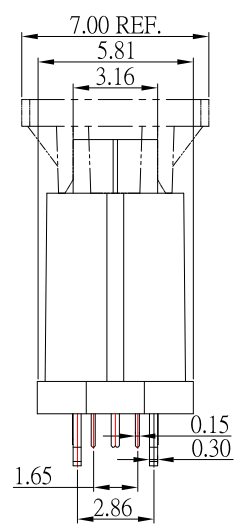
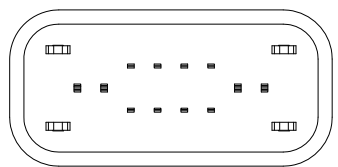
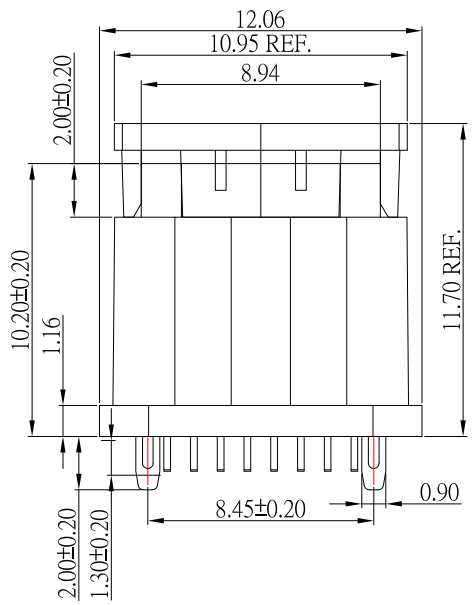
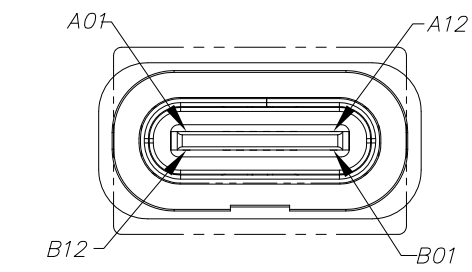
1. Connector Mate and Unmate Force
 - 1.1 Mate force: 5~20 N
 - 1.2 Unmate force: 8~20 N

Material:

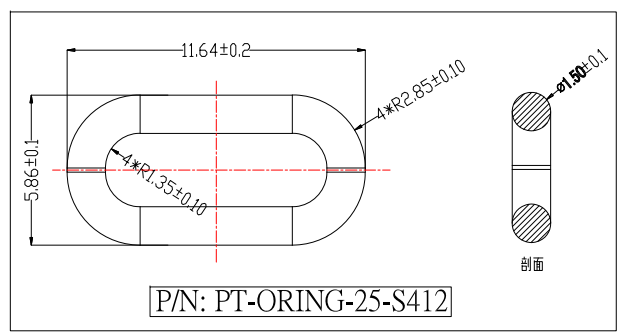
1. Housing: LCP
2. Contact: C7025
3. Shell: SUS

Finish:

1. Contact: Plated Gold in Mating Area ;
Gold Plated on Solder Balls ;
Nickel under plated overall
2. Shell: Nickel under Plated surface layer



A1	GND	B12	GND
A4	VBUS	B9	VBUS
A5	CC1	B8	SBU2
A6	D+	B7	D-
A7	D-	B6	D+
A8	SBU1	B5	CC2
A9	VBUS	B4	VBUS
A12	GND	B1	GND
PIN	SIGNAL NAME	PIN	SIGNAL NAME



P/N: PT-ORING-25-S412

CONTACT 建倚科技股份有限公司
CONTACT TECHNOLOGY CORP.

TOLERANCE UNLESS OTHERWISE STATED:	Up to 5 ±0.2	5 ~ 15 ±0.3	15 ~ 30 ±0.4	30 ~ 50 ±0.5	Angle ±0.3°
	3RD. ANGEL'S	UNITS	MM		

DRAWN BY:	DATE	MAT'L	TITLE	CONNECTOR
Jack Lu	08/03/22		MODLE	USB C TYPE 180度 2.0 Female H10.2 防水型IPX7
CHECKED BY:	DATE	SCALE	DWG NO.	SBC-WP160V2-20x-S412
Jacky Chen	08/03/22	1 : 1	PART NO.	SBC-WP160V2-20x-S412
APPROVED BY:	DATE	SHEET NO.		
Tony Kao	08/03/22	1 of 1		

ITEM NO.	DESCRIPTION	DRAWN	DATE
1	新增O-RING圖示	Jack	080322