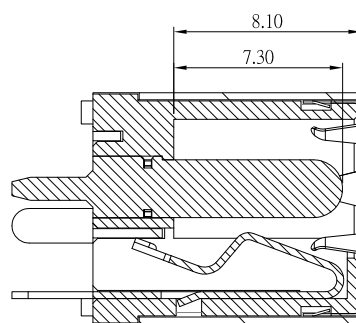
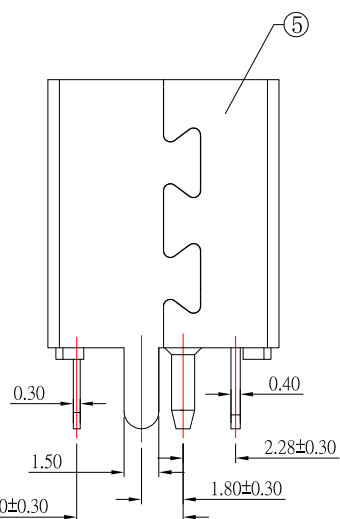


P.C.B LAYOUT  
TOP VIEW

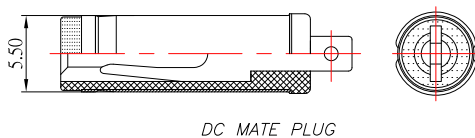


SECTION

MODEL NO.	DC-D1842V-x-S214
SCHEMATIC	
CENTER PIN	∅2.00 mm
	∅2.50 mm
	∅3.00 mm

SPECIFICATION

- Rating : DC 48V, 5.5A ;
- Contact resistance :  $\leq 30m\Omega$  ;
- Insulation resistance :  $\geq 100M\Omega$  ;
- Withstand voltage : 500VAC ;
- Insertion and extraction force : 3-30N;
- life test : 5,000 cycles ◦



DC MATE PLUG

6	SPRING PIECE	1	SUS	
5	COAT	1	IRON	Ni-Plating
4	PIN	1	ZINC ALLOY	Ni-Plating
3	CONTACT FOOT	1	BRASS	Ag-Plating
2	SPRING PIECE	1	PHOSPHOR BRONZE	Ag-Plating
1	HOUSING	1	PART	
NO.	DESCRIPTION	QTY	MATERIAL	REMARK

**CONTACT** 建倚科技股份有限公司  
CONTACT TECHNOLOGY CORP.

TOLERANCE UNLESS OTHERWISE STATED :

Up to 5 ±0.2  
Above 5 ~ 15 ±0.3  
Above 15 ~ 30 ±0.4  
Above 30 ~ 50 ±0.5  
Angle ±0.3°

3RD. ANGEL'S



UNITS MM

DRAWN BY:	DATE	MAT'L	TITLE	JACK
Jack Lu	08/27/20		MODLE	DC JACK
CHECKED BY:	DATE	FINISH	SCALE	1 : 1
Jacky Chen	08/27/20		DWG NO.	DC-D1842V-x-S214
APPROVED BY:	DATE	SHEET NO.	PART NO.	DC-D1842V-x-S214
Tony Kao	08/27/20	1 of 1		

ITEM NO.	DESCRIPTION	DRAWN	DATE