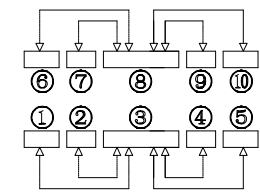
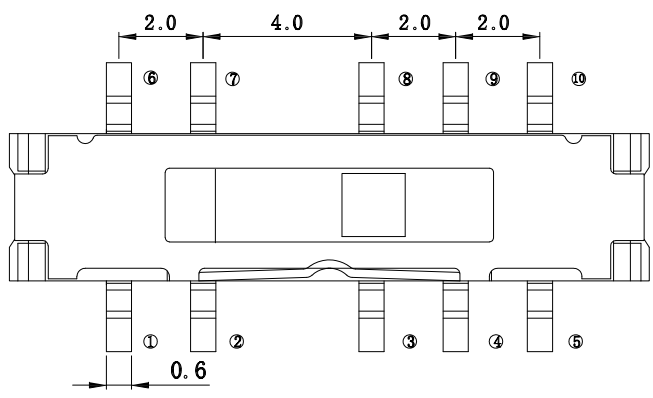




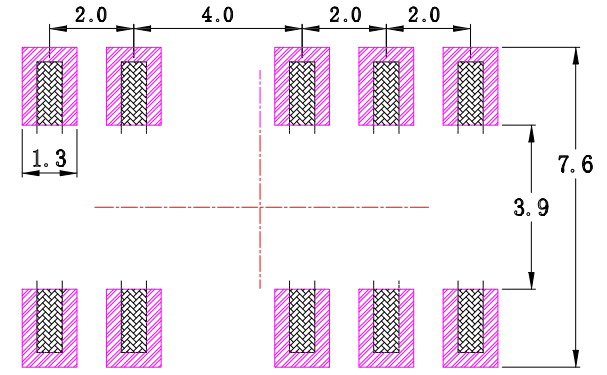
SS-G24S-x-S246

SLIDER COLOR :

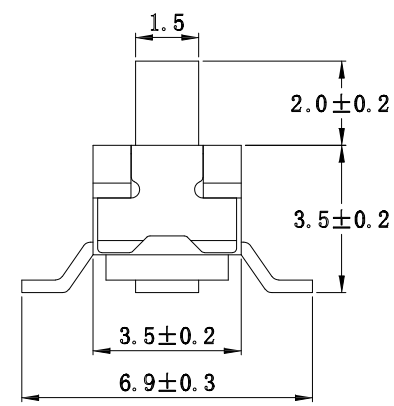
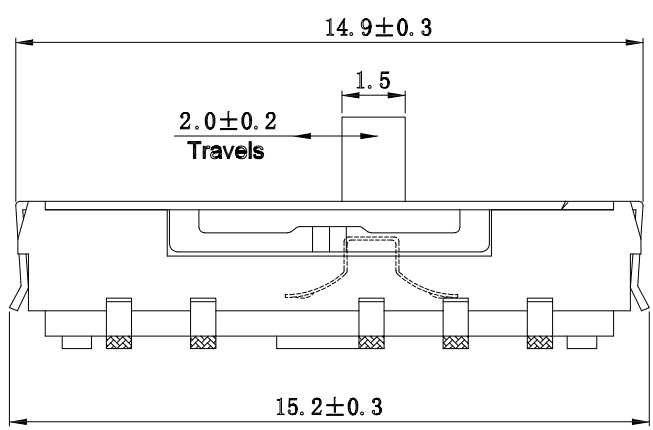
- Black : B
- White : W



CIRCUIT DIAGRAM



P.C.B LAYOUT



SPECIFICATIONS

Rating	100mA , 12V DC
Insulation Resistance	50MΩ Min.
Dielectric Withstanding Voltage	AC 250 V(50Hz)1min
Contact Resistance	100mΩ Max.
Operating Force	230 ± 70gf
Operating Life	10,000 cycles

NO.	DESCRIPTION	QTY	MATERIAL	PLATING
E	TERMINAL	10	PHOSPHOR BRONZE	Ag plated
D	CLIP	2	PHOSPHOR BRONZE	Ag plated
C	COVER	1	SUS	
B	BASE	1	LCP	Black
A	SLIDER	1	PA46	

ITEM NO.	DESCRIPTION	DRAWN	DATE
2	新增SPEC和材質表	Jack	081325
1	新增尺寸	Jack	110620

CONTACT 建倚科技股份有限公司
CONTACT TECHNOLOGY CORP.

TOLERANCE UNLESS OTHERWISE STATED :

Up to 5	±0.2
Above 5 ~ 30	±0.3
Above 30 ~ 50	±0.4
Above 50	±0.5
Angle	±0.3°

3RD. ANGEL'S UNITS MM

DRAWN BY:	DATE	MAT'L	TITLE	SWITCH
Jack Lu	08/13/25	FINISH	MODLE	SLIDE SWITCH 180度 2P4T SMT
CHECKED BY:	DATE	SCALE	DWG NO.	SS-G24S-x-S246
Jacky Chen	08/13/25	1 : 1	PART NO.	SS-G24S-x-S246
APPROVED BY:	DATE	SHEET NO.		
Tony Kao	08/13/25	1 of 1		