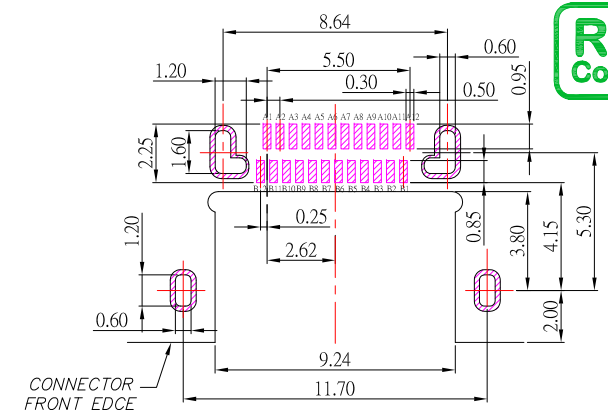
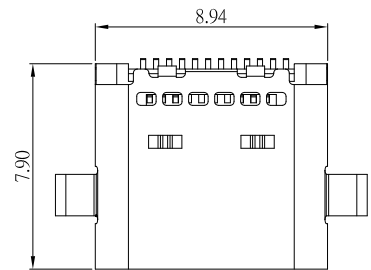


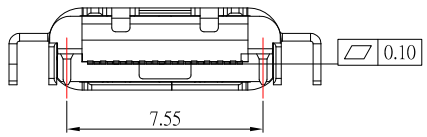
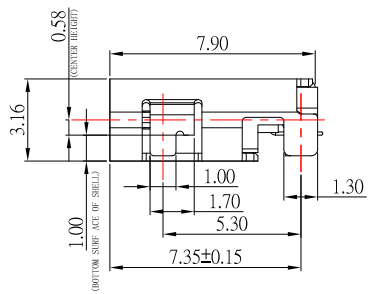
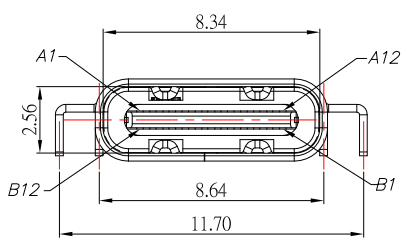


SBC-240M16-32x-S242

鍍層厚度：
Blank : 1u"
2 : 15u"
3 : 30u"



RECOMMENDED P.C.B. LAYOUT

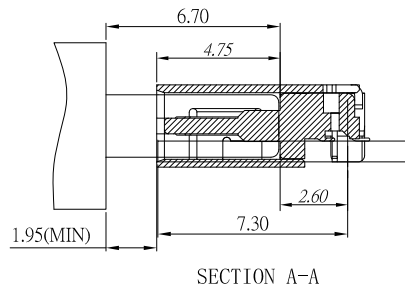
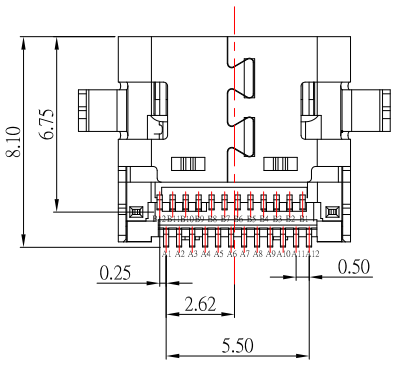


SPECIFICATIONS

- Electrical:**
- Rating: 3.0 A
 - Dielectric Withstand Voltage: 100V AC
 - Contact Resistance: 40 mΩ Max
 - Insulation Resistance: 100 MΩ Min

- Mechanical:**
- Connector Mate and Unmate Force
 - Mate force: 5~20 N
 - Unmate force: 8~20 N

- Material:**
- Housing: LCP
 - Contact: C7025
 - Shell: SUS
- Finish:**
- Contact: Plated Gold in Mating Area ;
Gold Plated on Solder Balls ;
Nickel under plated overall
 - Shell: Nickel under Plated surface layer



A1	GND	B12	GND
A2	SSTXP1	B11	SSRXP1
A3	SSTXN1	B10	SSRXP1
A4	VBUS	B9	VBUS
A5	CC1	B8	SBU2
A6	DP1	B7	DN2
A7	DN1	B6	DP2
A8	SBU1	B5	CC2
A9	VBUS	B4	VBUS
A10	SSRXN2	B3	SSTXN2
A11	SSRXP2	B2	SSTXP2
A12	GND	B1	GND
PIN	SIGNAL NAME	PIN	SIGNAL NAME

CONTACT 建倚科技股份有限公司
CONTACT TECHNOLOGY CORP.

TOLERANCE UNLESS OTHERWISE STATED:
Up to 5 ±0.2
Above 5 ~ 15 ±0.3
Above 15 ~ 30 ±0.4
Above 30 ~ 50 ±0.5
Angle ±0.3°

3RD. ANGEL'S

UNITS MM

DRAWN BY: Jack Lu
CHECKED BY: Jacky Chen
APPROVED BY: Tony Kao

DATE: 03/27/23
DATE: 03/27/23
DATE: 03/27/23

MAT'L	TITLE	CONNECTION
	CONNECTOR	
	MODLE	TYPE CF 雙排 SMT 沉板 板上2.16 腳距11.7 GEN 2
SCALE	DWG NO.	SBC-240M16-32x-S242
SHEET NO.	PART NO.	SBC-240M16-32x-S242
		SIZE A4
		VER R1

ITEM NO.	DESCRIPTION	DRAWN	DATE
1	更新CONTACT材質	Jack	032723