

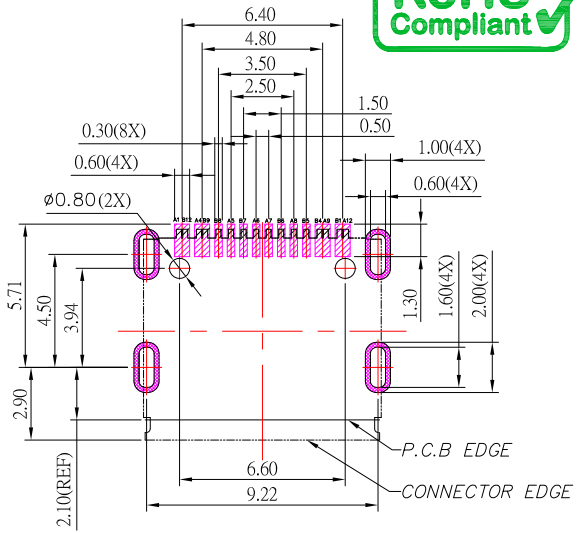
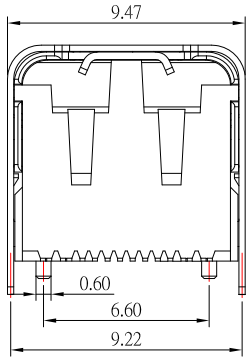
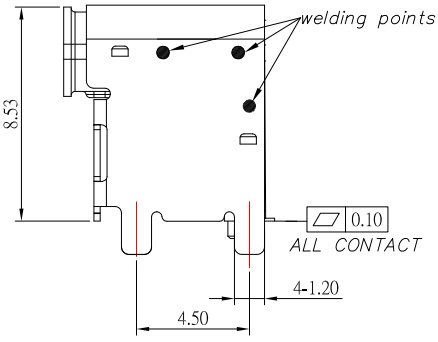
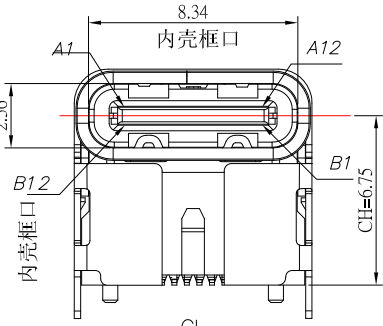
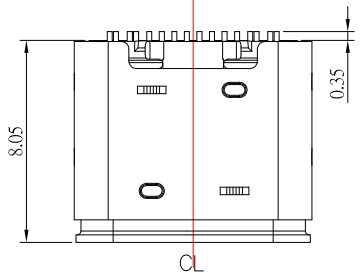


# SBC-160S2CH-20x-S410

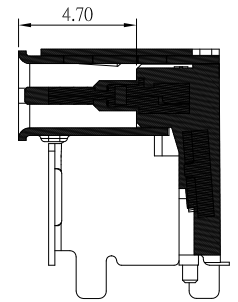
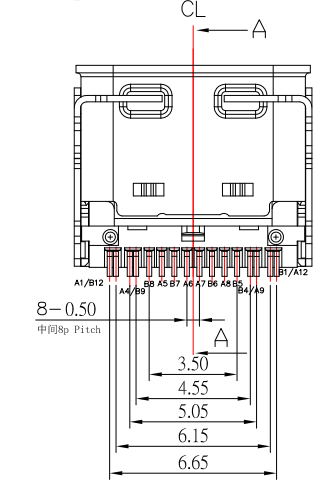
鍍層厚度：  
Blank : 1u"  
1 : 3u"  
2 : 15u"  
3 : 30u"

## PIN ASSIGNMENTS

|     |             |     |             |
|-----|-------------|-----|-------------|
| A1  | GND         | B12 | GND         |
| A2  |             | B11 |             |
| A3  |             | B10 |             |
| A4  | VBUS        | B9  | VBUS        |
| A5  | CC1         | B8  | SBU2        |
| A6  | DP1         | B7  | DN2         |
| A7  | DN1         | B6  | DP2         |
| A8  | SBU1        | B5  | CC2         |
| A9  | VBUS        | B4  | VBUS        |
| A10 |             | B3  |             |
| A11 |             | B2  |             |
| A12 | GND         | B1  | GND         |
| PIN | SIGNAL NAME | PIN | SIGNAL NAME |



RECOMMENDED P.C.B. LAYOUT



SECTION: A-A

## SPECIFICATIONS

- Electrical:**
- 1.Current Rating: 5.0 A
  - 2.Voltage Rating: 20.0V
  - 3.Dielectric Withstand Voltage: 100V AC
  - 4.Contact Resistance: 40 mΩ Max
  - 5.Insulation Resistance: 100 MΩ Min
- Mechanical:**
- 1.Connector Mate and Unmate Force
    - 1.1 Mate force: 5~20 N
    - 1.2 Unmate force: 8~20 N

## Material:

- 1.Housing: LCP
  - 2.Contact: C7025
  - 3.Shell: SUS
- Finish:**
- 1.Contact: Plated Gold in Mating Area ;  
Gold Plated on Solder Balls ;  
Nickel under plated overall
  - 2.Shell: Nickel under Plated surface layer

|          |                                      |       |        |
|----------|--------------------------------------|-------|--------|
| 6        | 新增尺寸和更新Current Rating和Voltage Rating | Jack  | 120822 |
| 5        | 更新PCB LAYOUT尺寸                       | Jack  | 112322 |
| 4        | 更新樣式                                 | Jack  | 031422 |
| 3        | 更新材質                                 | Jack  | 011022 |
| 2        | 更新樣式及尺寸                              | Jack  | 051221 |
| 1        | 更新樣式                                 | Jack  | 042121 |
| ITEM NO. | DESCRIPTION                          | DRAWN | DATE   |

**CONTACT** 建倚科技股份有限公司  
**CONTACT TECHNOLOGY CORP.**

TOLERANCE UNLESS OTHERWISE STATED:  
Up to 5 ±0.2  
Above 5 ~ 15 ±0.3  
Above 15 ~ 30 ±0.4  
Above 30 ~ 50 ±0.5  
Angle ±0.3°

3RD. ANGEL'S

UNITS MM

|              |          |           |          |   |
|--------------|----------|-----------|----------|---|
| DRAWN BY:    | DATE     | MAT'L     | TITLE    | CONNECTOR                               |
| Jack Lu      | 12/08/22 |           |          |   |
| CHECKED BY:  | DATE     | FINISH    | MODLE    | USB 3.1 TYPE C 單排SMT墊高6.75 L 8.0mm 高導電銅 |
| Jacky Chen   | 12/08/22 |           |          |   |
| APPROVED BY: | DATE     | SCALE     | DWG NO.  | SBC-160S2CH-20x-S410                    |
| Tony Kao     | 12/08/22 | 1 : 1     | PART NO. | SBC-160S2CH-20x-S410                    |
|              |          | SHEET NO. | 1 of 1   | SIZE A4                                 |
|              |          |           |          | VER R6                                  |