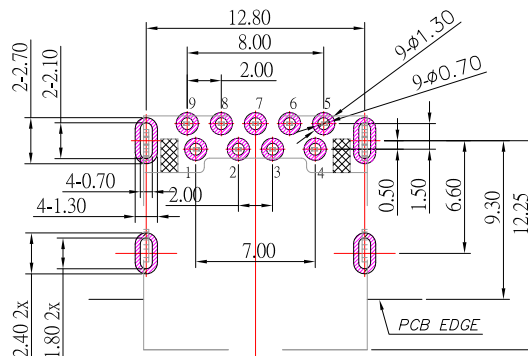
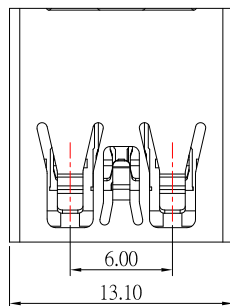




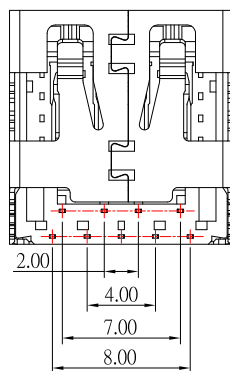
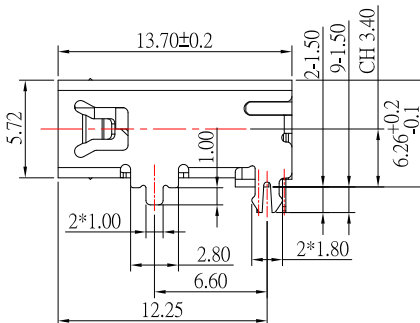
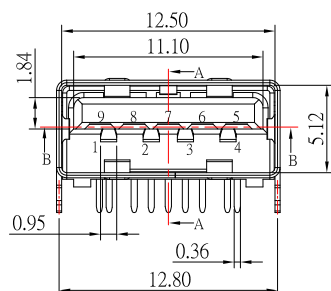
SUA-110H12A-30x-S277

鍍層厚度:

Blank : 1u"
2 : 15u"
3 : 30u"



RECOMMENDED PCB LAYOUT



Pin #	SIGNAL NAME	DESCRIPTION	MATING SEQUENCE
1	VBUS	POWER	SECOND
2	D-	USB 2.0 DIFFERENTIAL PAIR	THIRD
3	D+		
4	GND	GROUND FOR POWER RETURN	SECOND
5	StdA_SSRX-	SUPERSPEED RECEIVER DIFFERENTIAL PAIR	LAST
6	StdA_SSRX+		
7	GND_DRAIN	GROUND FOR SIGNAL RETURN	
8	StdA_SSTX-	SUPERSPEED TRANSMITTER DIFFERENTIAL PAIR	
9	StdA_SSTX+		
Shell	Shield	CONNECTOR METAL SHELL	FRIST

SPECIFICATIONS

Electrical:

- 1.Rating: 1.5A
- 2.Contact Resistance: 30 mΩ Max
- 3.Insulation Resistance: 100 MΩ Min
- 4.Dielectric Withstanding Voltage: 100V AC
- 5.Insertion Force: 35N
- 6.Extraction Force: 10N

Material:

- 1.Housing: High Temperature PLastic
- 2.Contact: Copper Alloy
- 3.Shell: SUS

Finish:

- 1.Contact: Plated Gold in Mating Area ;
Tin Plated on Solder Balls
Nickel under plated overall
- 2.Shell: Nickel under Plated surface layer

CONTACT 建倚科技股份有限公司
CONTACT TECHNOLOGY CORP.

TOLERANCE UNLESS OTHERWISE STATED :
Up to 5 ±0.2
Above 5 ~ 15 ±0.3
Above 15 ~ 30 ±0.4
Above 30 ~ 50 ±0.5
Angle ±0.3

3RD. ANGEL'S



UNITS MM

DRAWN BY:	DATE	MAT'L	TITLE	CONNECTOR
Jack Lu	12/05/19			
CHECKED BY:	DATE	FINISH	MODLE	USB AF 3.0 腳距6.6 H6.26mm L13.7 端子腳長1.5
Jacky Chen	12/05/19			
APPROVED BY:	DATE	SCALE	DWG NO.	SUA-110H12A-30x-S277
Tony Kao	12/05/19	1 : 1	PART NO.	SUA-110H12A-30x-S277
		SHEET NO.	1 of 1	

ITEM NO.	DESCRIPTION	DRAWN	DATE