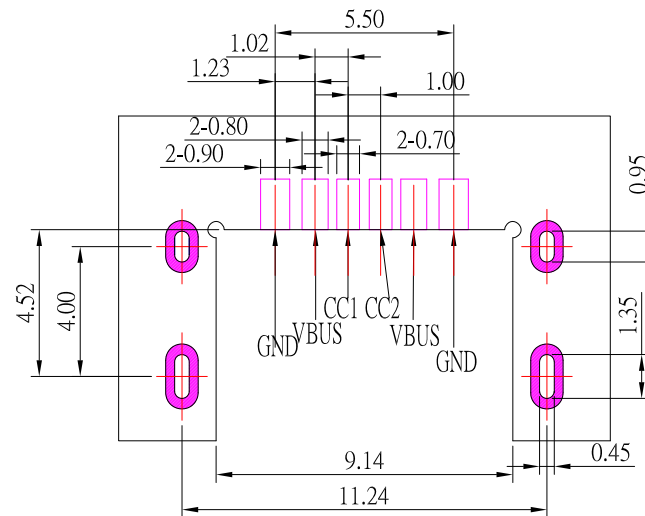
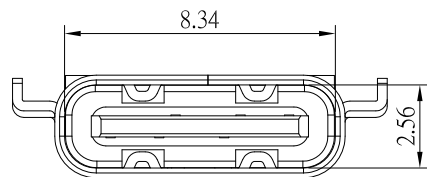




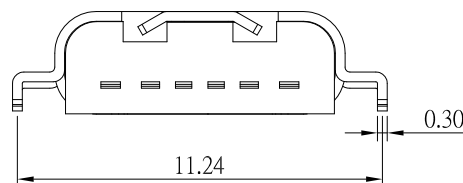
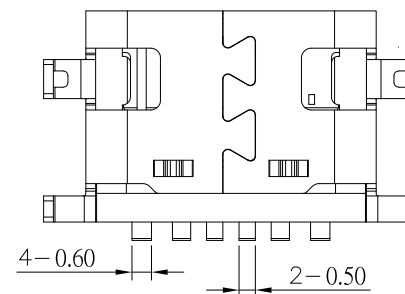
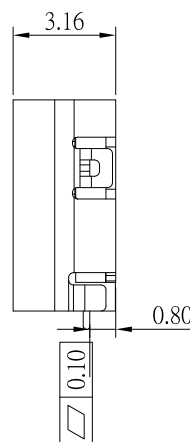
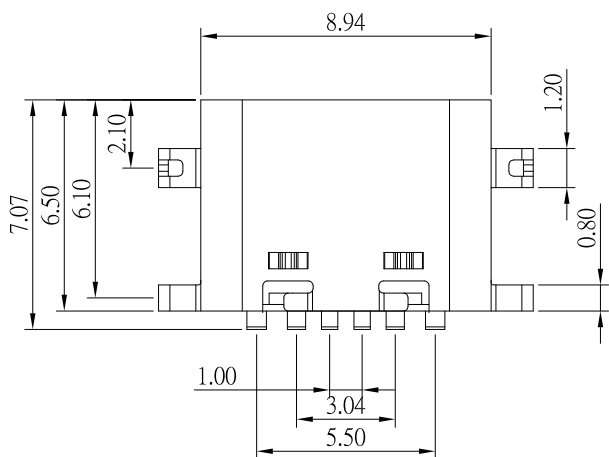
# SBC-060M4-20x-S412

鍍層厚度:

Blank : 1u"
2 : 15u"
3 : 30u"



RECOMMENDED P.C.B. LAYOUT



B12	GND
B9	VBUS
B5	CC2
A5	CC1
A9	VBUS
A12	GND
PIN	SIGNAL NAME

## SPECIFICATIONS

### Electrical:

- Rating: 20 V, 5.0 A for VBUS , 1.25A for GND  
0.25A for other
- Dielectric Withstand Voltage: 100V AC
- Contact Resistance: 40 mΩ Max
- Insulation Resistance: 100 MΩ Min

### Mechanical:

- Connector Mate and Unmate Force
  - Mate force: 5~20 N
  - Unmate force: 8~20 N

### Material:

- Housing: LCP
- Contact: BRASS
- Shell: SUS

### Finish:

- Contact: Plated Gold in Mating Area ;  
Tin Plated on Solder Balls ;  
Nickel under plated overall
- Shell: Nickel under Plated surface layer

**CONTACT** 建倚科技股份有限公司  
CONTACT TECHNOLOGY CORP.

TOLERANCE UNLESS OTHERWISE STATED:

Up to 5 ±0.2  
Above 5 ~ 15 ±0.3  
Above 15 ~ 30 ±0.4  
Above 30 ~ 50 ±0.5  
Angle ±0.3°

3RD. ANGEL'S



UNITS MM

DRAWN BY: Jack Lu DATE: 06/16/22  
CHECKED BY: Jacky Chen DATE: 06/16/22  
APPROVED BY: Tony Kao DATE: 06/16/22

MAT'L		TITLE	CONNECTOR
FINISH		MODLE	USB C TYPE 2.0 Female SMT 6PIN 沉板
SCALE	1 : 1	DWG NO.	SBC-060M4-20x-S412
SHEET NO.	1 of 1	PART NO.	SBC-060M4-20x-S412
		SIZE	A4
		VER	R2

2	更新Contact	Jack	061622
1	更新樣式	Jack	060221
ITEM NO.	DESCRIPTION	DRAWN	DATE