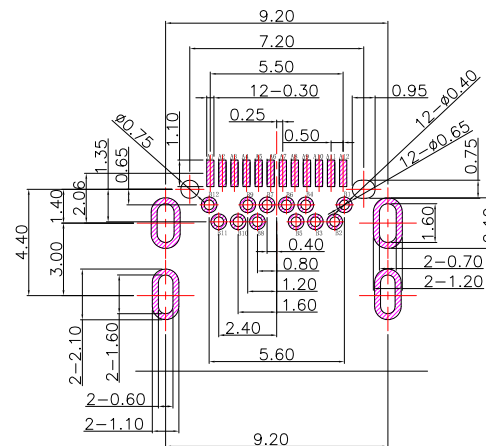
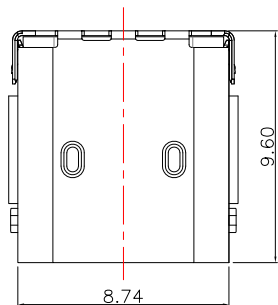




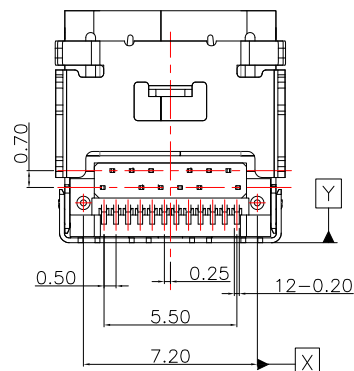
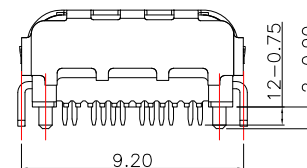
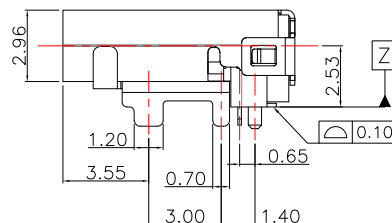
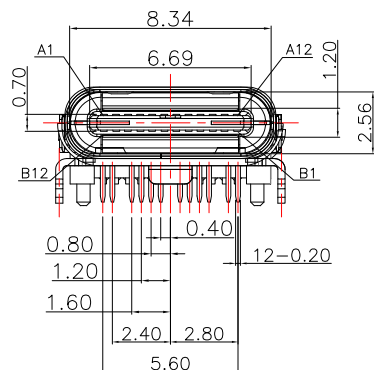
SBC-240S9-31x-S242

鍍層厚度:

Blank : 1u"
2 : 15u"
3 : 30u"



P.C.B LAYOUT MOUNTING PATTERN



PIN	SIGNAL NAME	PIN	SIGNAL NAME
A1	GND	B12	GND
A2	TX1+	B11	RX1+
A3	TX1-	B10	RX1-
A4	VBUS	B9	VBUS
A5	CC1	B8	SBU2
A6	D+	B7	D-
A7	D-	B6	D+
A8	SBU1	B5	CC2
A9	VBUS	B4	VBUS
A10	RX2-	B3	TX2-
A11	RX2+	B2	TX2+
A12	GND	B1	GND

SPECIFICATIONS

Electrical:

- Current Rating: 3.0A For VBUS Pin
1.25A For VCONN Pin
- Contact Resistance: 40 mΩ Max
- Insulation Resistance: 100 MΩ Min
- Dielectric Withstanding Voltage: 100V AC

Mechanical:

- Connector Mate and Unmate Force
 - Mate force: 5~20 N
 - Unmate force: 6~20 N

Material:

- Housing: LCP
- Contact: Copper Alloy
- Shell: Stainless Steel

Finish:

- Contact: Plated Gold in Mating Area ;
Tin Plated on Solder Balls ;
Nickel under plated overall
- Shell: Nickel under Plated surface layer

CONTACT 建倚科技股份有限公司
CONTACT TECHNOLOGY CORP.

TOLERANCE UNLESS OTHERWISE STATED:

Up to 5 ±0.2
Above 5 ~ 15 ±0.3
Above 15 ~ 30 ±0.4
Above 30 ~ 50 ±0.5
Angle ±0.3°

3RD. ANGEL'S



UNITS MM

DRAWN BY:	DATE	MAT'L	TITLE	CONNECTOR
Jack Lu	08/17/20		MODLE	USB 3.1 TYPE C 母座板上 L:9.6 排距0.7 加高型 H:4.01mm GEN 2/10G
CHECKED BY:	DATE	FINISH	DWG NO.	SBC-240S9-31x-S242
Jacky Chen	08/17/20	SCALE 1 : 1	PART NO.	SBC-240S9-31x-S242
APPROVED BY:	DATE	SHEET NO.	1 of 1	
Tony Kao	08/17/20			

ITEM NO.	DESCRIPTION	DRAWN	DATE
3	更新MODLE	Jack	081720
2	新增PCB LAYOUT尺寸	Jack	031920
1	更新圖面	Jack	010418