

(4-16)FFC插入深度

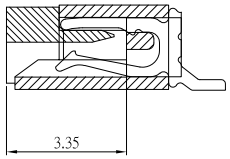

(17-29)FFC插入深度

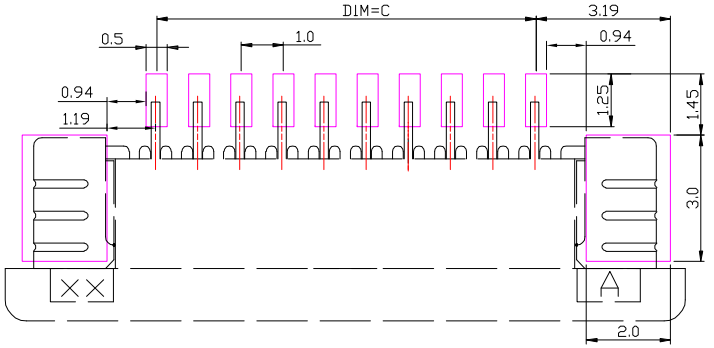

RECOMMENDED PCB LAYOUT

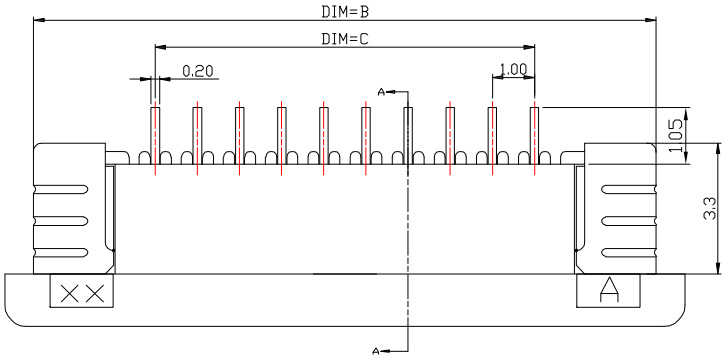

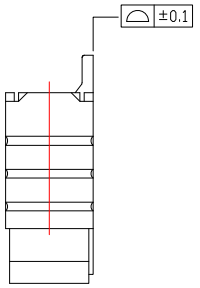

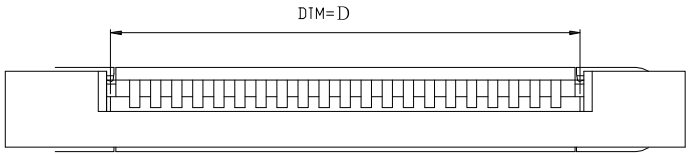

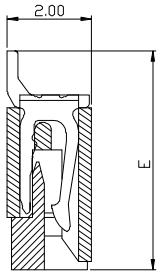

SECTION A-A

上接觸

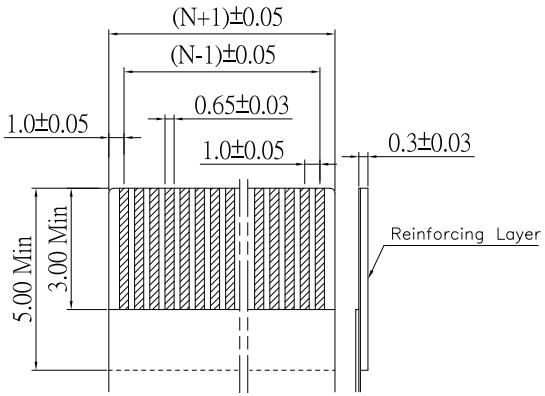

RECOMMENDED FFC/FPC DIM.

PIN NO.	A	B	C	D	E
03	9.10	8.10	2.00	4.10	5.20
04	10.10	9.10	3.00	5.10	5.20
05	11.10	10.10	4.00	6.10	5.20
06	12.10	11.10	5.00	7.10	5.20
07	13.10	12.10	6.00	8.10	5.20
08	14.10	13.10	7.00	9.10	5.20
09	15.10	14.10	8.00	10.10	5.20
10	16.10	15.10	9.00	11.10	5.20
11	17.10	16.10	10.00	12.10	5.20
12	18.10	17.10	11.00	13.10	5.20
13	19.10	18.10	12.00	14.10	5.20
14	20.10	19.10	13.00	15.10	5.20
15	21.10	20.10	14.00	16.10	5.20
16	22.10	21.10	15.00	17.10	5.20
17	23.10	22.10	16.00	18.10	5.65
18	24.10	23.10	17.00	19.10	5.65
19	25.10	24.10	18.00	20.10	5.65
20	26.10	25.10	19.00	21.10	5.65
21	27.10	26.10	20.00	22.10	5.65
22	28.10	27.10	21.00	23.10	5.65
23	29.10	28.10	22.00	24.10	5.65
24	30.10	29.10	23.00	25.10	5.65
25	31.10	30.10	24.00	26.10	5.65
26	32.10	31.10	25.00	27.10	5.65
27	33.10	32.10	26.00	28.10	5.65
28	34.10	33.10	27.00	29.10	5.65
29	35.10	34.10	28.00	30.10	5.65

SPECIFICATIONS

Electrical Characteristics:

1.1 Voltage rating: 50V AC / DC
1.2 Current rating: 0.5A AC / DC
1.3 Temperature range: -25℃~+85℃
1.4 Withstand Voltage: 500V AC / Minute
1.5 Contact Resistance: 20mΩ MAX
1.6 Insulation resistance: 800MΩ MIN

Material:

1.1 Housing: LCP, UL94V-0,Natural
1.2 Contact: Phosphor Bronze,Tin Plated over Nickel
1.3 Fitting Nail: Brass,Tin Plated over Nickel
1.4 Slider: LCP, UL94V-0,Black

ITEM NO.	DESCRIPTION	DRAWN	DATE
10	更新PCB LAYOUT吃錫位置	Jack	102226
9	新增PCB LAYOUT尺寸	Jack	091426
8	更新鍍層	Jack	060921
7	更新樣式	Jack	041619
6	更新FFC尺寸	Jack	082218
5	新增FFC尺寸	Jack	081618

CONTACT 建倚科技股份有限公司
CONTACT TECHNOLOGY CORP.

TOLERANCE UNLESS OTHERWISE STATED :
Up to 5 ±0.2
Above 5 ~ 15 ±0.3
Above 15 ~ 30 ±0.4
Above 30 ~ 50 ±0.5
Angle ±0.3°

3RD. ANGEL'S | UNITS | MM

DRAWN BY:	Jack Lu	DATE	10/22/26
CHECKED BY:	Jacky Chen	DATE	10/22/26
APPROVED BY:	Tony Kao	DATE	10/22/26

MAT'L		TITLE	CONNECTOR
FINISH		MODLE	FPC 上接抽屜式 H:2.0mm
SCALE	1 : 1	DWG NO.	FPC10U-20xx-A-S304
SHEET NO.	1 of 1	PART NO.	FPC10U-20xx-A-S304

SIZE A4 | VER R10