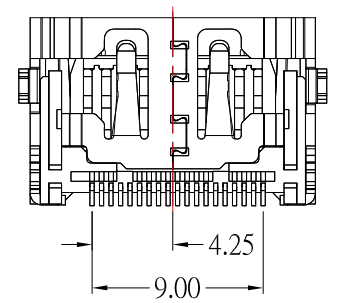
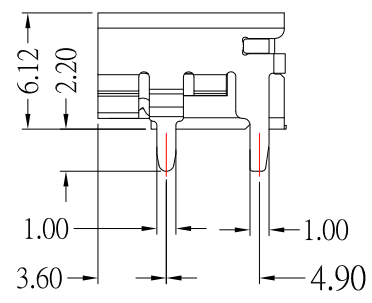
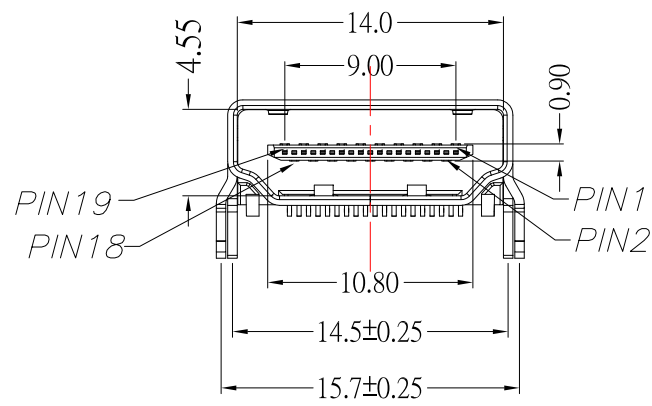


RECOMMENDED PCB LAYOUT (TOP VIEW)



NOTE:

- 1.MATERIAL:
  - 1.1 HOUSING: LCP,Black
  - 1.2 CONTACT: BRASS
  - 1.3 SHELL: BRASS
- 2.PLATING :
  - 2.1 CONTACT: PLATED GOLD IN MATING AREA ;  
TIN PLATED ON SOLDER BALLS ;  
NICKEL UNDER PLATED OVERALL
  - 2.2 SHELL: NICKEL UNDER PLATED SURFACE LAYER
- 3.ELECTRICAL:
  - 3.1 RATING CURRENT: 0.5A
  - 3.2 RATING VOLTAGE: 40V DC
  - 3.3 CONTACT RESISTANCE: 30 mΩ Max
  - 3.4 INSULATION RESISTANCE: 1000MΩ Min
  - 3.5 WITHSTANDING VOLTAGE: 500V DC / minute

2	更新圖面	Jack	031920
1	更新料號	Jack	021115
ITEM NO.	DESCRIPTION	DRAWN	DATE

**CONTACT** 建倚科技股份有限公司  
CONTACT TECHNOLOGY CORP.

TOLERANCE UNLESS OTHERWISE STATED :  
 Up to 5 ±0.2  
 Above 5 ~ 15 ±0.3  
 Above 15 ~ 30 ±0.4  
 Above 30 ~ 50 ±0.5  
 Angle ±0.3

3RD. ANGEL'S

UNITS MM

DRAWN BY:	DATE	MAT'L	TITLE	CONNECTOR
Jack Lu	03/19/20			
CHECKED BY:	DATE	FINISH	MODLE	HDMI A/F 短體無耳無柱 SMT
Jacky Chen	03/19/20			
APPROVED BY:	DATE	SCALE	DWG NO.	HDMI-19P-SND5-S277
Tony Kao	03/19/20	1 : 1	PART NO.	HDMI-19P-SND5-S277
		SHEET NO.	1 of 1	
				SIZE A4
				VER R2