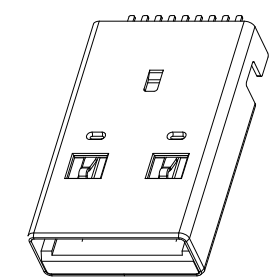




SUA-111M3-30x-S277

鍍層厚度:

Blank : 1u"
2 : 15u"
3 : 30u"



Pin NO.	SIGNAL NAME
1	VBUS
2	D-
3	D+
4	GND
5	StdA_SSRX-
6	StdA_SSRX+
7	GND_DRAIN
8	StdA_SSTX-
9	StdA_SSTX+
Shell	Shield

**NOTE:**

**1.MATERIAL:**

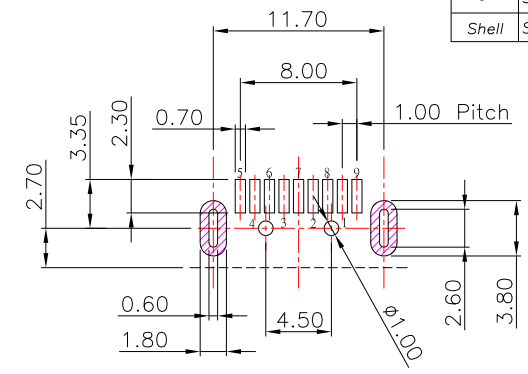
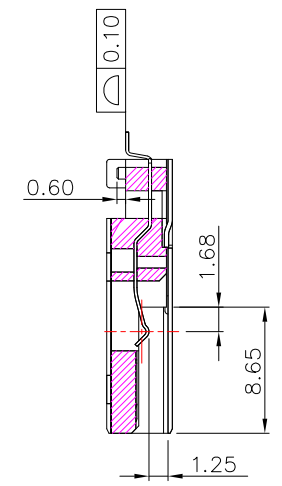
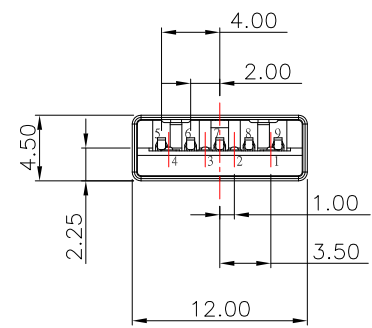
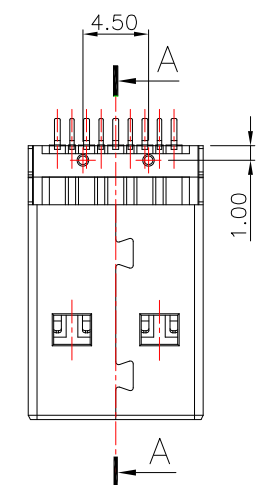
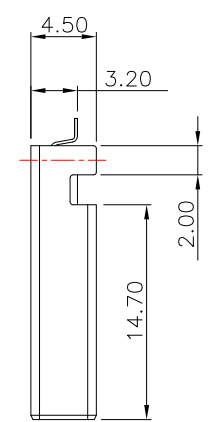
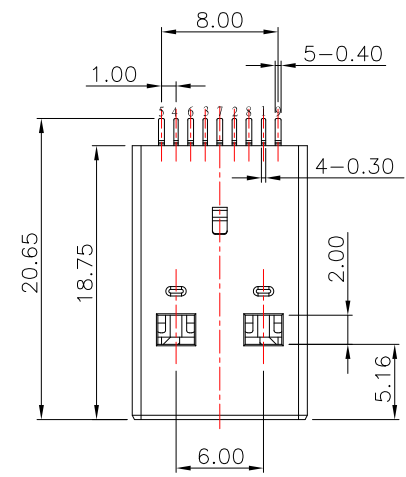
- 1.1 INSULATOR: LCP, UL 94V-0,Blue
- 1.2 CONTACT: PHOSPHOR BRONZE
- 1.3 SHELL: SPCC

**2.PLATING:**

- 2.1 CONTACT: Plated Gold in Mating Area ;  
Tin Plated on Solder Balls ;  
Nickel under plated overall
- 2.2 SHELL: Nickel under Plated surface layer

**3.ELECTRICAL CHARACTERISTICS:**

- 3.1 CURRENT RATING: 1.5 Ampere Min
- 3.2 VOLTAGE: 30VAC(R.M.S)
- 3.3 CONTACT RESISTANCE: 30mΩ MAXIMUM
- 3.4 DIELECTRIC WITHSTANDING VOLTAGE: 500 VAC
- 3.5 INSULATION RESISTANCE 100 MΩ MIN
- 3.6 ENVIRONMENTAL: -55°C ~ 105°C



SECTION "A-A"

P.C.B LAYOUT MOUNTING PATTERN

**CONTACT** 建倚科技股份有限公司  
CONTACT TECHNOLOGY CORP.

TOLERANCE UNLESS OTHERWISE STATED:  
 Up to 5 ±0.2  
 Above 5 ~ 15 ±0.3  
 Above 15 ~ 30 ±0.4  
 Above 30 ~ 50 ±0.5  
 Angle ±0.3

3RD. ANGEL'S

UNITS MM

DRAWN BY:	DATE	MAT'L	TITLE	CONNECTOR
Jack Lu	06/21/23			
CHECKED BY:	DATE	FINISH	MODLE	USB AM 3.0 沉板3.2mm L18.7mm
Jacky Chen	06/21/23			
APPROVED BY:	DATE	SCALE	DWG NO.	SUA-111M3-30x-S277
Tony Kao	06/21/23	1 : 1	PART NO.	SUA-111M3-30x-S277
		SHEET NO.	1 of 1	
			SIZE	A4
			VER	R1

ITEM NO.	DESCRIPTION	DRAWN	DATE
1	新增PIN Define	Jack	062123