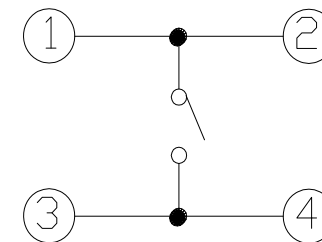
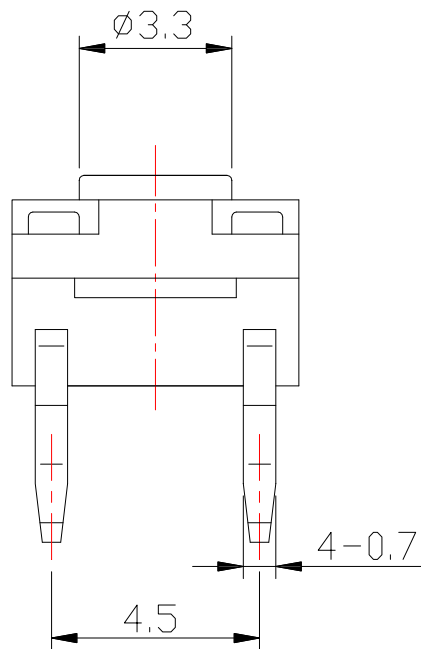
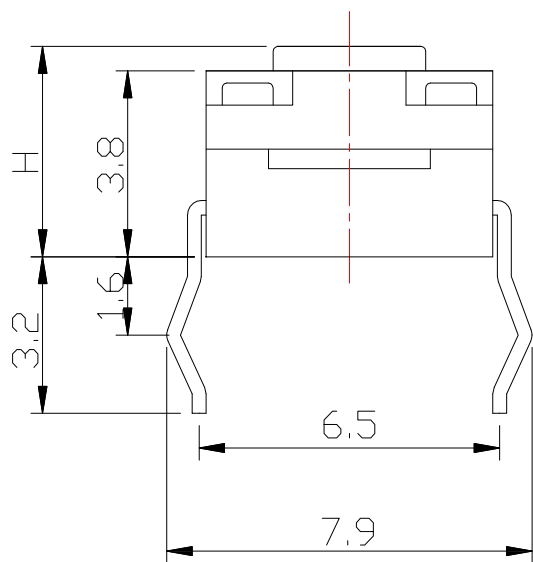


P.C.B LAYOUT



IP67

CIRCUIT DIAGRAM
KNOB HEIGHT

| Model | H(mm) |
|-----------|-------|
| TS-A20W | 4.3 |
| TS-A20WA | 5.0 |
| TS-A20WAL | 5.5 |
| TS-A20WQ | 6.0 |
| TS-A20WQL | 6.5 |
| TS-A20WB | 7.0 |
| TS-A20WR | 7.5 |
| TS-A20WC | 8.0 |
| TS-A20WCL | 8.5 |
| TS-A20WD | 9.5 |
| TS-A20WDL | 10.0 |
| TS-A20WK | 13.0 |

SPECIFICATIONS

| | | | |
|-------------------------|------------------|------------|--------------|
| Rating | DC 12V 50mA Max. | | |
| Contact Resistance | 100mΩ Max. | | |
| Travel | 0.25 ± 0.10 mm | | |
| Operating Force | 2 | 180 ± 50gf | 3 250 ± 50gf |
| Operating Life (cycles) | 100,000 | | |

| ITEM NO. | DESCRIPTION | DRAWN | DATE |
|----------|-------------|-------|--------|
| 4 | 新增IP67 | Jack | 071222 |
| 3 | 新增高度選項 | Jack | 032320 |
| 2 | 新增高度選項"K" | Jack | 010218 |
| 1 | 更新高度選項 | Jack | 041416 |

CONTACT 建倚科技股份有限公司
CONTACT TECHNOLOGY CORP.

TOLERANCE UNLESS OTHERWISE STATED:
 Up to 5 ±0.2
 Above 5 ~ 15 ±0.3
 Above 15 ~ 30 ±0.4
 Above 30 ~ 50 ±0.5
 Angle ±0.3

3RD. ANGEL'S



UNITS MM

| | | | | |
|--------------|----------|-----------|----------|--------------------------|
| DRAWN BY: | DATE | MAT'L | TITLE | SWITCH |
| Jack Lu | 07/12/22 | | | |
| CHECKED BY: | DATE | FINISH | MODLE | 防水型 TACT SWITCH DIP TYPE |
| Jacky Chen | 07/12/22 | | | |
| APPROVED BY: | DATE | SCALE | DWG NO. | TS-A20Wx-x-S138 |
| Tony Kao | 07/12/22 | 1 : 1 | | |
| | | SHEET NO. | PART NO. | TS-A20Wx-x-S138 |
| | | 1 of 1 | | |

SIZE A4
VER R4