



SPECIFICATIONS

Electrical:

- 1.Current Rating: 1.0A / contact terminal
- 2.Voltage Rating: 30V DC
- 3.Contact Resistance: 50 milliohms Max
- 4.Dielectric Withstanding Voltage:
300 V AC at Sec Level
- 5.Insulation Resistance: 100 MEGA ohms Min

Mechanical:

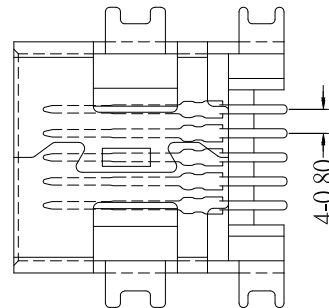
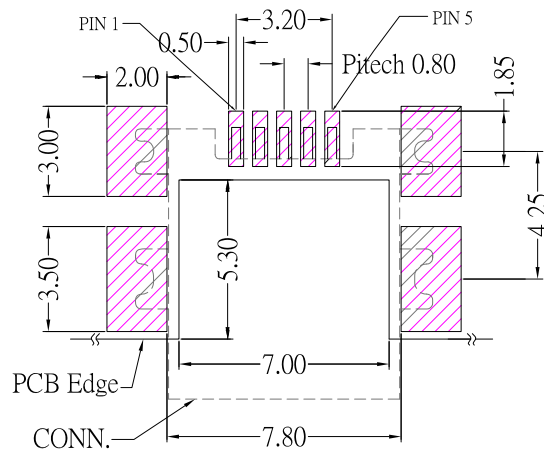
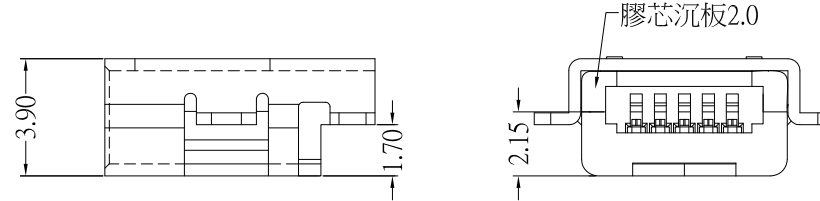
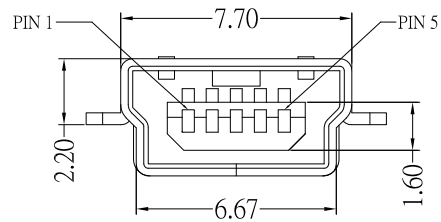
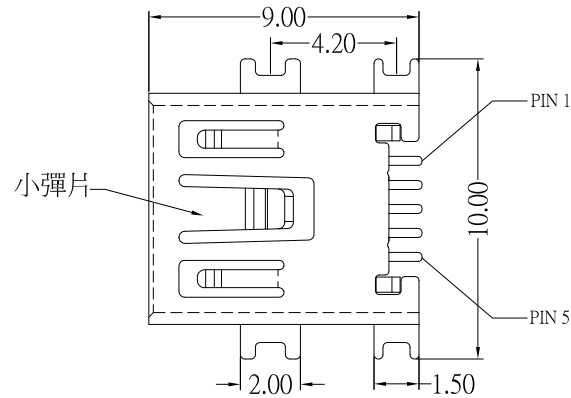
- 1.Connector Mate and Unmate Force
Mate force: 3.0 kgf (Max)
Unmate force: 0.7 kgf (Min)
- 2.Terminal Retention: 0.5 kgf (Min)

Material:

- 1.Housing:
High Temperature Thermal Plastics,
UL 94V-0 LCP, Black
- 2.Contact: Phosphor Bronze
- 3.Shell: Brass

Finish:

- 1.Contact: Plated Gold in Mating Area ;
Tin Plated on Solder Balls ;
Nickel under plated overall
- 2.Shell: Nickel under Plated surface layer



P.C.B LAYOUT MOUNTING PATTERN



建倚科技股份有限公司
CONTACT TECHNOLOGY CORP.

TOLERANCE UNLESS
OTHERWISE STATED :

Up to 5 ±0.2
Above 5 ~ 15 ±0.3
Above 15 ~ 30 ±0.4
Above 30 ~ 50 ±0.5
Angle ±0.3°

3RD.
ANGEL'S



UNITS

MM

DRAWN BY: Jack Lu
CHECKED BY: Jacky Chen
APPROVED BY: Tony Kao

DATE: 02/06/23
DATE: 02/06/23
DATE: 02/06/23

MAT'L		TITLE	CONNECTOR
FINISH		MODLE	MINI USB 2.0 Drop-in(Mid-Mount)
SCALE	1 : 1	DWG NO.	MUSB-5B-C3-S175
SHEET NO.	1 of 1	PART NO.	MUSB-5B-C3-S175
		SIZE	A4
		VER	R3

ITEM NO.	DESCRIPTION	DRAWN	DATE
3	新增PCB LAYOUT中PIN編號	Jack	020623
2	更新鍍層	Jack	042314
1	更新鍍層	Jack	102813