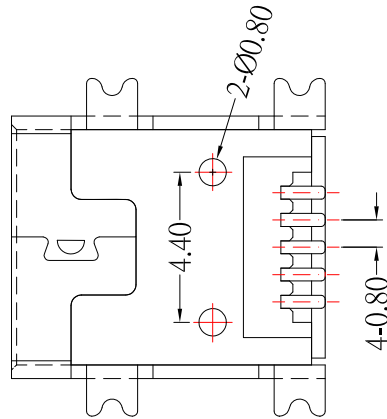
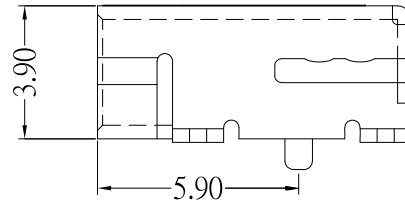
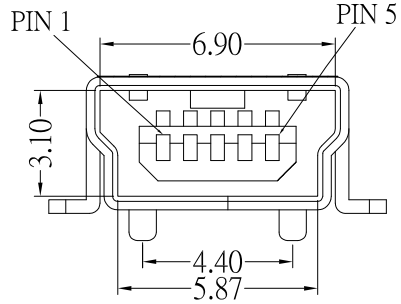
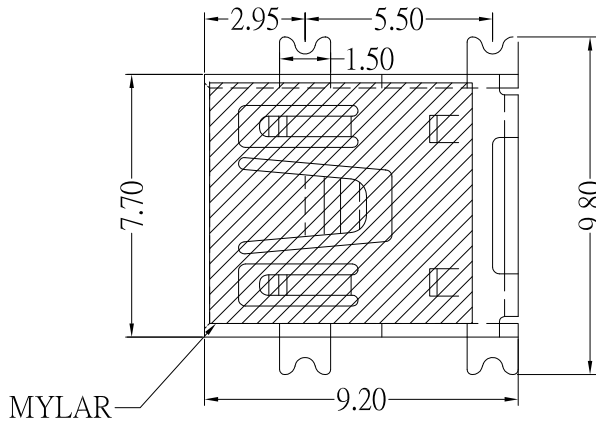


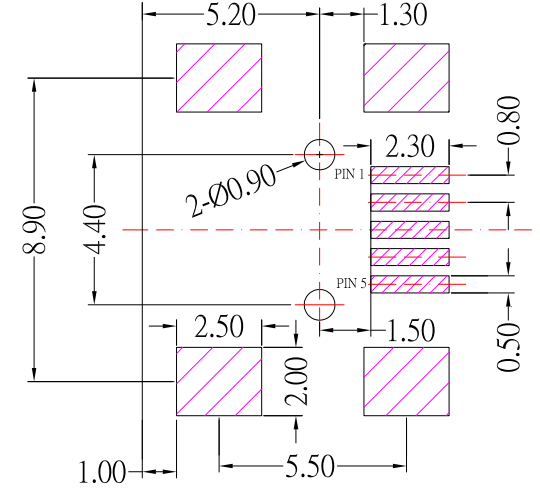
# MUSB-5B-2.0-x-S175

鍍層厚度:

Blank	: 1u"
2	: 15u"
3	: 30u"



PIN1	VBUS
PIN2	D-
PIN3	D+
PIN4	ID
PIN5	GND



P.C.B LAYOUT MONTING PATTERN

### SPECIFICATIONS

#### Electrical:

- 1.Current Rating: 1.0A / contact terminal
- 2.Voltage Rating: 30V DC
- 3.Contact Resistance: 50 mΩ Max
- 4.Dielectric Withstanding Voltage: 300 V AC AT Sec Level
- 5.Insulation Resistance: 100 MΩ Min

#### Material:

- 1.Housing: LCP, Black
- 2.Contact: Phosphor Bronze
- 3.Shell: Brass
- 4.Dust Cover : PI Film (Mylar)

#### Finish:

- 1.Contact: Plated Gold in Mating Area ;  
Tin Plated on Solder Balls ;  
Nickel under plated overall
- 2.Shell: Nickel under plated surface layer

7	新增PCB LAYOUT尺寸	Jack	082925
6	更新PCB LAYOUT尺寸	Jack	082625
5	新增pin定義	Jack	050217
4	新增pin編號	Jack	052614
3	新增材質Mylar	Jack	032014
2	更新CONTACT鍍層	Jack	102913
1	更新鍍層	Jack	102813
ITEM NO.	DESCRIPTION	DRAWN	DATE

**CONTACT** 建倚科技股份有限公司  
CONTACT TECHNOLOGY CORP.

TOLERANCE UNLESS OTHERWISE STATED :  
 Up to 5 ±0.2  
 Above 5 ~ 15 ±0.3  
 Above 15 ~ 30 ±0.4  
 Above 30 ~ 50 ±0.5  
 Angle ±0.3

3RD. ANGEL'S

UNITS MM

DRAWN BY:	DATE	MATL	TITLE	CONNECTOR
Jack Lu	08/29/25	FINISH	MODLE	MINI USB 5BF
CHECKED BY:	DATE	SCALE	DWG NO.	MUSB-5B-2.0-x-S175
Jacky Chen	08/29/25	SHEET NO.	PART NO.	MUSB-5B-2.0-x-S175
APPROVED BY:	DATE	1 of 1		
Tony Kao	08/29/25			

SIZE	A4
VER	R7