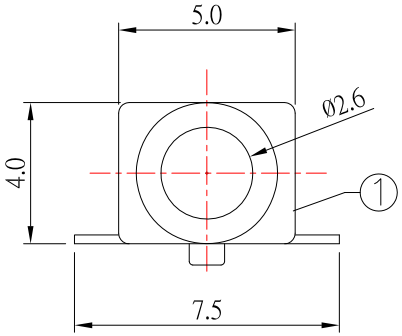

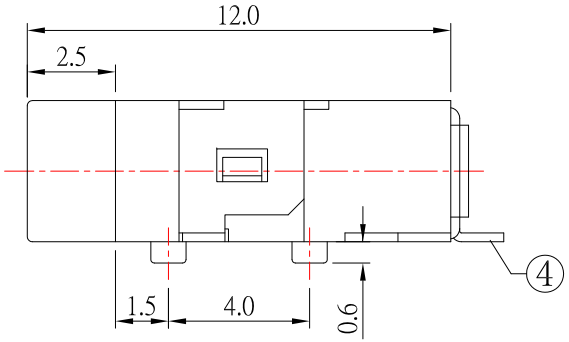

RoHS Compliant

P.C.B LAYOUT MOUNTING PATTERN
(TOP VIEW)

SPECIFICATION

1.Rating ：DC 30V 0.5A；
2.Contact resistance：≤ 30mΩ；
3.Insulation resistance：≥100MΩ (DC250V)；
4.Withstand voltage：250VAC ；
5.Insertion and extraction force：3-20N
6.life test：5,000 cycles。

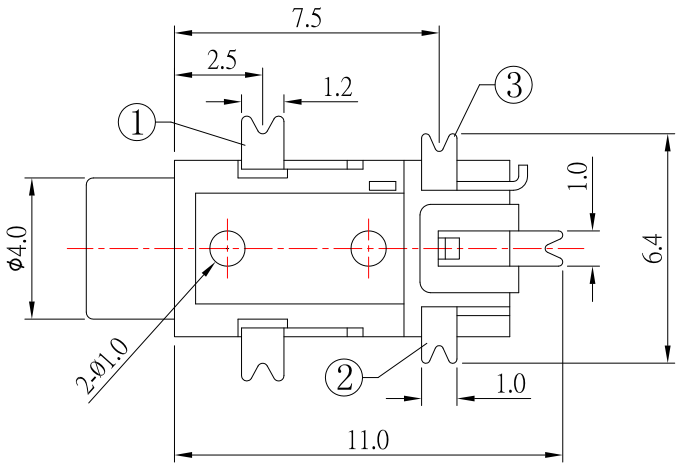

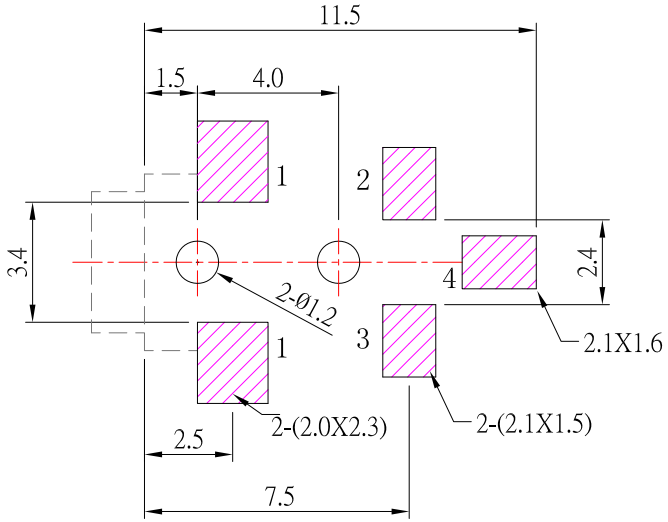

MODEL NO.	PJ-2804D-S125	PJ-2803D-S125
SCHEMATIC	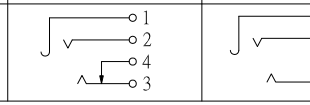	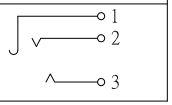



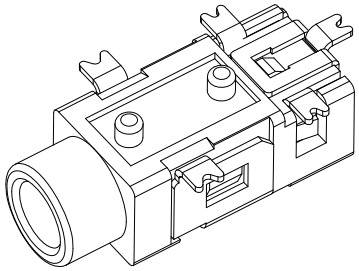

NO.	DESCRIPTION	QTY	MATERIAL	PLATING
5	HOUSING	1	PA9T	
4	CURVE PIECE	1	Brass	Au-Plating
3	SPRING PIECE	1	Phosphor Bronze	Au-Plating
2	SPRING PIECE	1	Phosphor Bronze	Au-Plating
1	CONTACT FOOT	1	Phosphor Bronze	Au-Plating

ITEM NO.	DESCRIPTION	DRAWN	DATE
2	更新Withstand voltage	Jack	072213
1	尺寸更正(6.8mm爲6.4mm)	FrankWu	062512

CONTACT 建倚科技股份有限公司
CONTACT TECHNOLOGY CORP.

TOLERANCE UNLESS OTHERWISE STATED：Up to 5 ±0.2; Above 5 ~ 15 ±0.3; Above 15 ~ 30 ±0.4; Above 30 ~ 50 ±0.5; Angle ±0.3°

3RD. ANGEL'S

UNITS MM

DRAWN BY: Jack Lu	DATE 07/22/13	MAT'L		TITLE	JACK
CHECKED BY: Jacky Chen	DATE 07/22/13	FINISH		MODLE	PHONE JACK
APPROVED BY: Tony Kao	DATE 07/22/13	SCALE	1 : 1	DWG NO.	PJ-280xD-S125
		SHEET NO.	1 of 1	PART NO.	PJ-280xD-S125

SIZE A4 VER R2