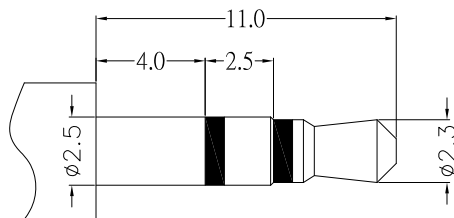
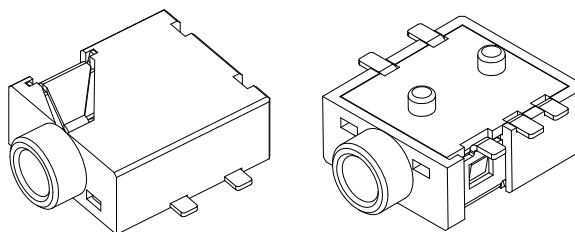
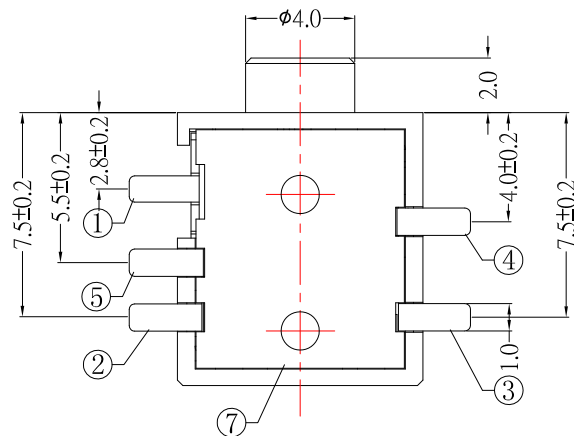


P.C.B LAYOUT MOUNTING PATTERN
(TOP VIEW)



Ø2.50mm 3 POLE PLUG

SPECIFICATION

1. Rating : DC 30V 0.5A ;
2. Contact resistance : ≤ 30mΩ ;
3. Insulation resistance : ≥ 100MΩ ;
4. Withstand voltage : 500VAC ;
5. Insertion and extraction force : 3-20N
6. life test : 5,000 cycles ◦

MODEL NO.	PJ-2595-S124	PJ-2594A-S124	PJ-2594B-S124	PJ-2593-S124
SCHEMATIC				

NO.	DESCRIPTION	QTY	MATERIAL	PLATING
7	COVER	1	PA9T	
6	HOUSING	1	PA9T	
5	5# CONTACT FOOT	1	BRASS	Au-Plating
4	4# CONTACT FOOT	1	BRASS	Au-Plating
3	3# CONTACT FOOT	1	PHOSPHOR BRONZE	Au-Plating
2	2# CONTACT FOOT	1	PHOSPHOR BRONZE	Au-Plating
1	1# CONTACT FOOT	1	PHOSPHOR BRONZE	Au-Plating

ITEM NO.	DESCRIPTION	DRAWN	DATE
1	更新尺寸	Jack	031518

CONTACT 建倚科技股份有限公司
CONTACT TECHNOLOGY CORP.

TOLERANCE UNLESS OTHERWISE STATED:
 Up to 5 ±0.2
 Above 5 ~ 15 ±0.3
 Above 15 ~ 30 ±0.4
 Above 30 ~ 50 ±0.5
 Angle ±0.3°

3RD. ANGEL'S

UNITS MM

DRAWN BY:	DATE	MAT'L	TITLE	JACK
Jack Lu	03/15/18			
CHECKED BY:	DATE	FINISH	MODLE	PHONE JACK
Jacky Chen	03/15/18			
APPROVED BY:	DATE	SCALE	DWG NO.	PJ-259x-S124
Tony Kao	03/15/18	1 : 1		
		SHEET NO.	PART NO.	PJ-259x-S124
		1 of 1		
				SIZE A4
				VER R1