

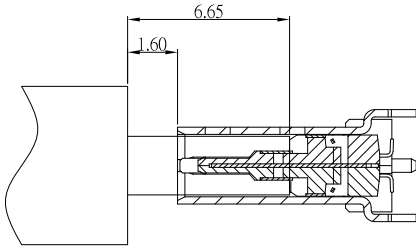
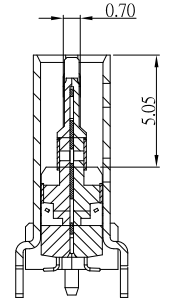
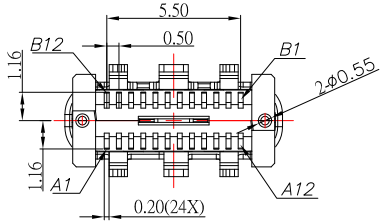
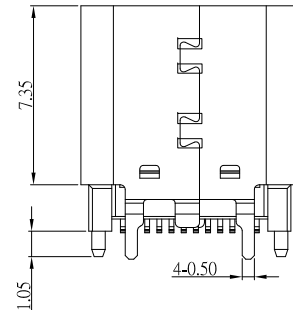
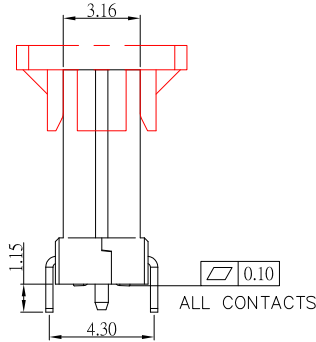
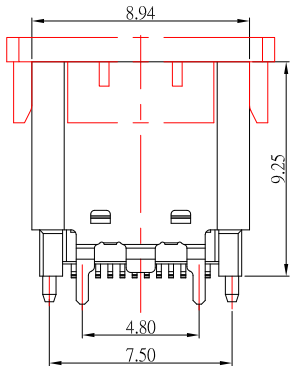
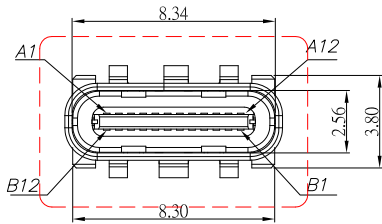
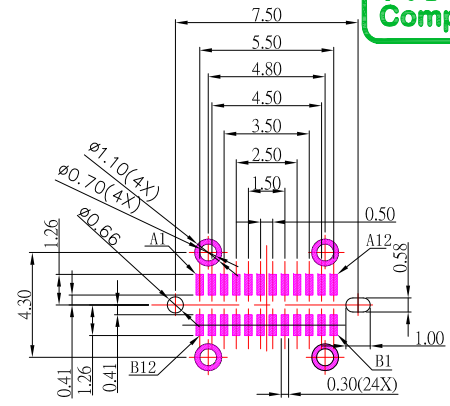


SBC-240VSE3-31x-S338

鍍層厚度：
Blank : 1u"
2 : 15u"
3 : 30u"

USB TYPE-C PIN ASSIGNMENTS

PIN NUMBER	SIGNAL NAME	PIN NUMBER	SIGNAL NAME
A1	GND	B12	GND
A2	SSTXp1	B11	SSRXp1
A3	SSTXn1	B10	SSRXn1
A4	Vbus	B9	Vbus
A5	CC1	B8	SBU2
A6	Dp1	B7	Dn2
A7	Dn1	B6	Dp2
A8	SBU1	B5	CC2
A9	Vbus	B4	Vbus
A10	SSRXn2	B3	SSTXn2
A11	SSRXp2	B2	SSTXp2
A12	GND	B1	GND



SPECIFICATIONS

- Electrical:**
- 1.Rating: 3.0 A , 5.0V
 - 2.Dielectric Withstand Voltage: 100V AC
 - 3.Contact Resistance: 40 mΩ Max
 - 4.Insulation Resistance: 100 MΩ Min
- Mechanical:**
- 1.Connector Mate and Unmate Force
 - 1.1 Mate force: 5~20 N
 - 1.2 Unmate force: 8~20 N
- Material:**
- 1.Housing: LCP
 - 2.Contact: COPPER ALLOY
 - 3.Shell: SUS
- Finish:**
- 1.Contact: Plated Gold in Mating Area ;
Tin Plated on Solder Balls ;
Nickel under plated overall
 - 2.Shell: Nickel under Plated surface layer

ITEM NO.	DESCRIPTION	DRAWN	DATE
4	更新尺寸	Jack	031621
3	更新圖面	Jack	020421
2	更新材質	Jack	083016
1	更新料號	Jack	070616

CONTACT 建倚科技股份有限公司
CONTACT TECHNOLOGY CORP.

TOLERANCE UNLESS OTHERWISE STATED:
Up to 5 ±0.2
Above 5 ~ 15 ±0.3
Above 15 ~ 30 ±0.4
Above 30 ~ 50 ±0.5
Angle ±0.3°

3RD. ANGEL'S

UNITS MM

DRAWN BY:	DATE	MAT'L	TITLE	CONNECTOR
Jack Lu	03/16/21		MODLE	USB 3.1 TYPE C 直立式 SMT L:9.25 mm
CHECKED BY:	DATE	FINISH	SCALE	1 : 1
Jacky Chen	03/16/21		DWG NO.	SBC-240VSE3-31x-S338
APPROVED BY:	DATE	SHEET NO.	PART NO.	SBC-240VSE3-31x-S338
Tony Kao	03/16/21	1 of 1	SIZE	A4
			VER	R4