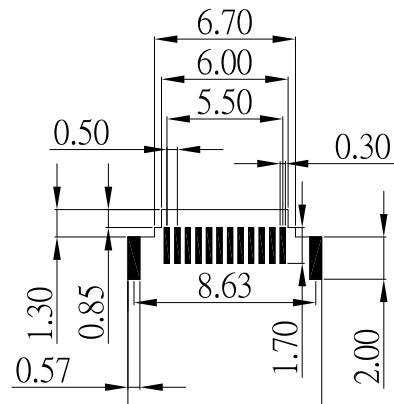
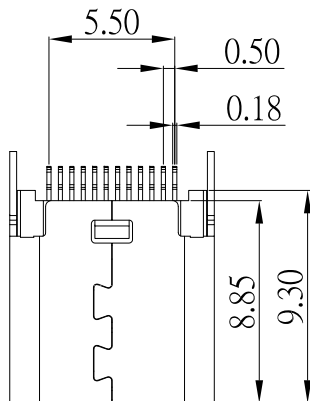
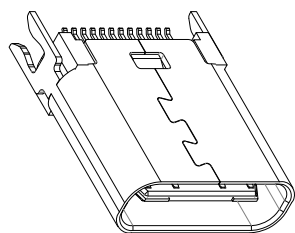




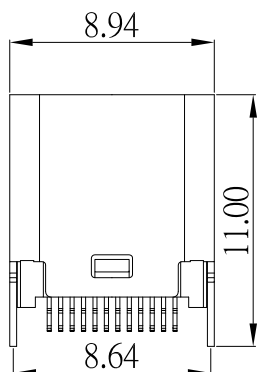
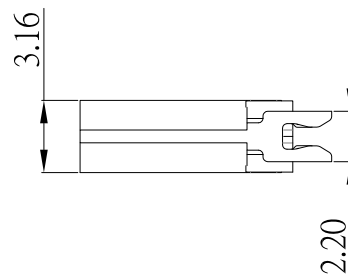
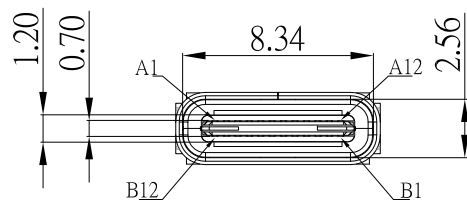
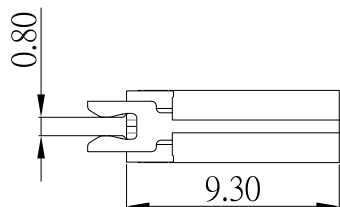
SBC-240V4-31x-S271

鍍層厚度:

Blank : 1u"
2 : 15u"
3 : 30u"



PCB LAYOUT



SPECIFICATIONS

Electrical:

- 1.Rating: 3.0 A
- 2.Dielectric Withstand Voltage: 100V AC
- 3.Contact Resistance: 40 mΩ Max
- 4.Insulation Resistance: 100 MΩ Min

Material:

- 1.Housing: LCP,
- 2.Contact: PHOSPHOR BRONZE
- 3.Shell: SUS

Finish:

- 1.Contact: Plated Gold in Mating Area ;
Tin Plated on Solder Balls ;
Nickel under plated overall
- 2.Shell: Nickel under Plated surface layer

CONTACT 建倚科技股份有限公司
CONTACT TECHNOLOGY CORP.

TOLERANCE UNLESS OTHERWISE STATED :

Up to 5 ±0.2
Above 5 ~ 15 ±0.3
Above 15 ~ 30 ±0.4
Above 30 ~ 50 ±0.5
Angle ±0.3°

3RD. ANGEL'S



UNITS

MM

DRAWN BY:	DATE
Jack Lu	08/16/17
CHECKED BY:	DATE
Jacky Chen	08/16/17
APPROVED BY:	DATE
Tony Kao	08/16/17

MAT'L		TITLE	CONNECTOR
FINISH		MODLE	USB 3.1 TYPE C 夾板母座
SCALE	1 : 1	DWG NO.	SBC-240V4-31x-S271
SHEET NO.	1 of 1	PART NO.	SBC-240V4-31x-S271

1	新增pcb layout	Jack	081617
ITEM NO.	DESCRIPTION	DRAWN	DATE