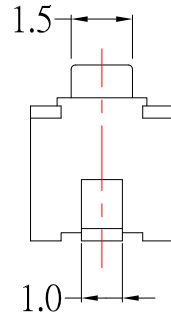
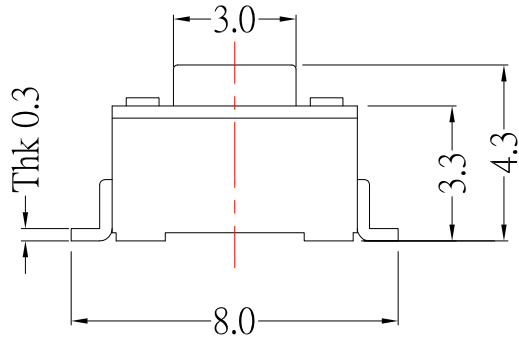
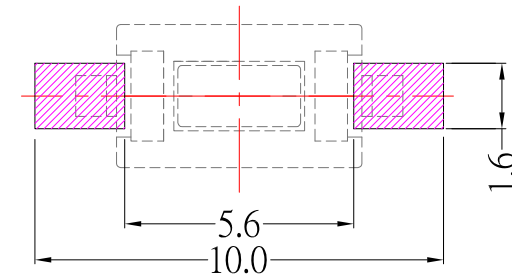


DIMENSIONS

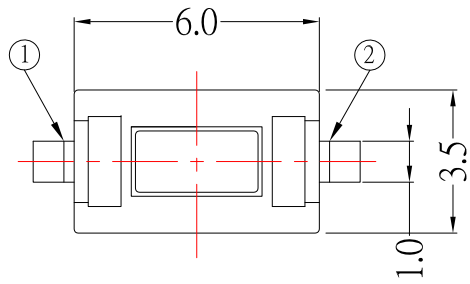
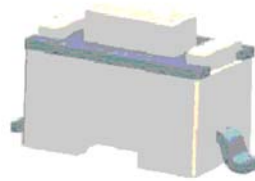


P.C.B MOUNTING PATTERN DIMENSION

The following soldering patterns are recommended for reflow soldering

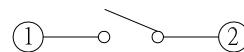


PRODUCT IMAGE



MODEL	H (mm)
TS-A01NE	4.3
TS-A01NEA	5.0

CIRCUIT DIAGRAM



SPECIFICATIONS

Rating	DC 12V 50mA Max.					
Contact Resistance	100mΩ Max.					
Travel	0.25 ± 0.1mm					
Operating Force	1	130 ± 30gf	2	160 ± 50gf	3	250 ± 50gf
Operating Life (cycles)	50,000 (130±30gf,160±50gf)					
	30,000 (250 ± 50gf)					
Knob / Case Color	White					

CONTACT 建倚科技股份有限公司
CONTACT TECHNOLOGY CORP.

TOLERANCE UNLESS OTHERWISE STATED:

Up to 5 ±0.2
Above 5 ~ 15 ±0.3
Above 15 ~ 30 ±0.4
Above 30 ~ 50 ±0.5
Angle ±0.3°

3RD. ANGEL'S



UNITS

MM

DRAWN BY: Jack Lu
CHECKED BY: Jacky Chen
APPROVED BY: Tony Kao

DATE: 03/05/15
DATE: 03/05/15
DATE: 03/05/15

MAT'L
FINISH
SCALE: 1 : 1
SHEET NO.: 1 of 1

TITLE: SWITCH
MODLE: TACT SWITCH
DWG NO.: TS-A01NEX-x-W-S126
PART NO.: TS-A01NEX-x-W-S126

SIZE: A4
VER: R

ITEM NO.	DESCRIPTION	DRAWN	DATE