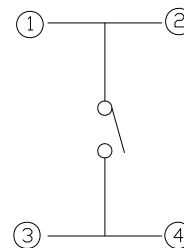
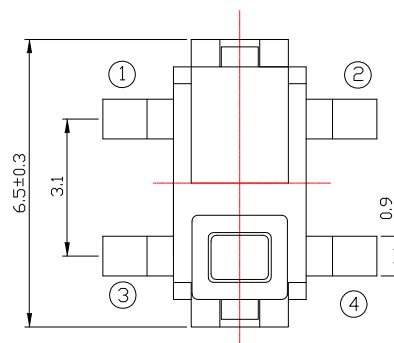


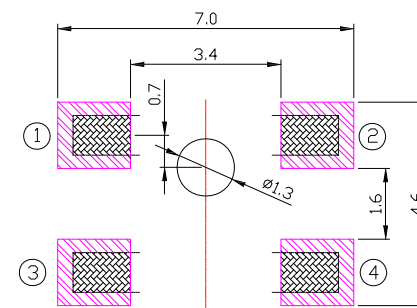


# DS-A20Sx-x-S246

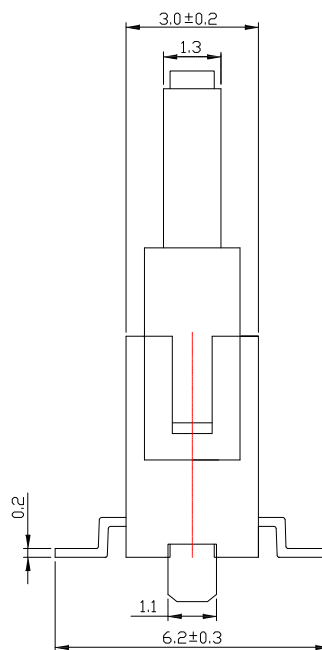
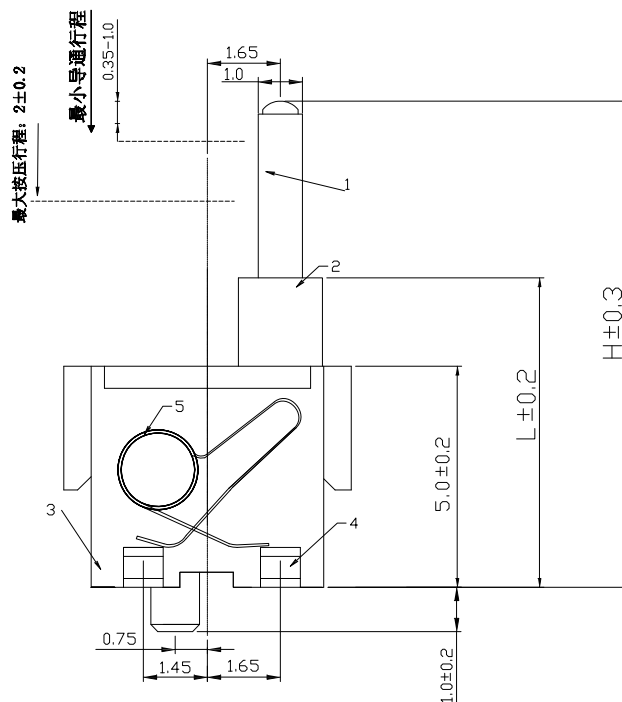
MODEL	H (mm)	L (mm)
-	8.50	6.00
A	9.00	6.00
F-W	9.50	6.00
C	11.0	7.00



CIRCUIT DIAGRAM



P.C.B LAYOUT



## SPECIFICATIONS

Rating	DC 12V 50mA
Contact Resistance	200mΩ Max
Insulation Resistance	100MΩ Min
Operating Force	45 ±15gf
Life	50,000 cycles

NO.	PARTS	MATERIALS	QTY	FINISH
E	THERMINAL	PHOSPHOR BRONZE	4	AG PLATED
D	CONTACT SPRING	PHOSPHOR BRONZE	1	AG PLATED
C	COVER	PA6T	1	BLACK
B	CASE	PA6T	1	BLACK
A	KNOB	PA6T	1	BLACK

ITEM NO.	DESCRIPTION	DRAWN	DATE
9	更新材質	Jack	052726
8	更新CIRCUIT DIAGRAM	Jack	032525
7	更新材質	Jack	110723
6	更新圖面	Jack	072021

**CONTACT** 建倚科技股份有限公司  
CONTACT TECHNOLOGY CORP.

TOLERANCE UNLESS OTHERWISE STATED:

Up to 5	±0.2
Above 5 ~ 15	±0.3
Above 15 ~ 30	±0.4
Above 30 ~ 50	±0.5
Angle	±0.3

3RD. ANGEL'S

UNITS MM

DRAWN BY:	DATE	MAT'L	TITLE	SWITCH
Jack Lu	05/27/26	FINISH	MODLE	DETECTOR SWITCH(小方柄)
CHECKED BY:	DATE	SCALE	DWG NO.	DS-A20Sx-x-S246
Jacky Chen	05/27/26	SHEET NO.	PART NO.	DS-A20Sx-x-S246
APPROVED BY:	DATE			
Tony Kao	05/27/26			

SIZE
A4
VER
R9