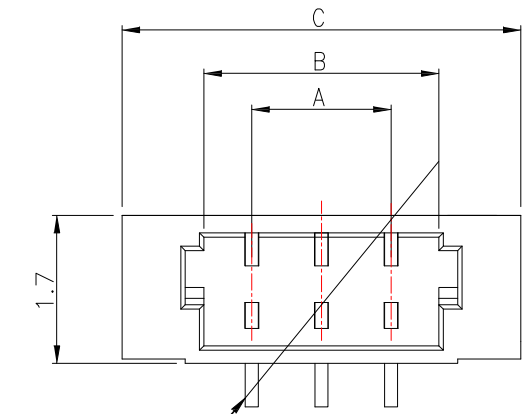
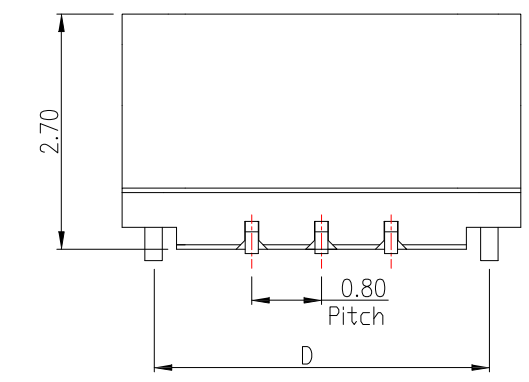


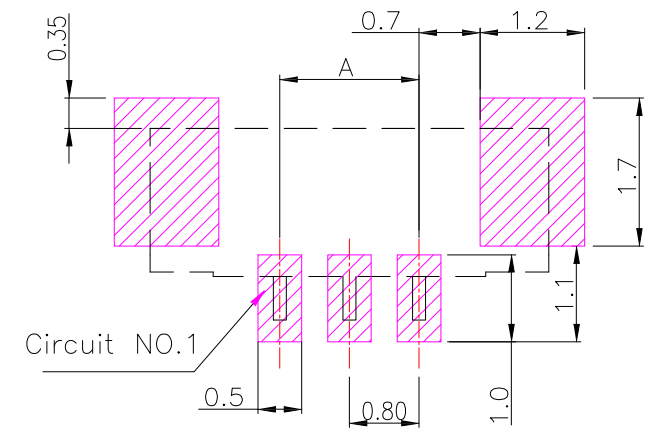
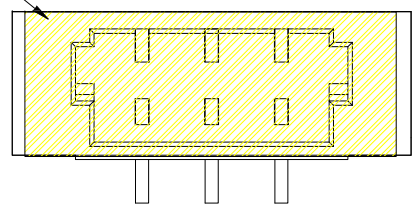
3角記號凸出0.03



Circuit NO.1



MAILA



P.C.B LAYOUT MOUNTING PATTERN

SPECIFICATIONS

- 1.Current rating : 0.7A AC , DC
- 2.Voltage rating : 30V AC , DC
- 3.Temperature rating : -25°C ~ +85°C
- 4.Insulation resistance : 100MΩ min.
- 5.Withstand voltage : 200V AC / minute
- 6.Contact resistance : 20mΩ/Max

Material:

- 1.Housing : LCP
- 2.Contact : Brass,Tin Plated over all Nickel
- 3.Fitting Nail : Brass,Tin Plated over all Nickel

PART NO.	D1MA	D1MB	D1MC	D1MD
02	0.80	1.90	3.78	3.04
03	1.60	2.70	4.58	3.84
04	2.40	3.50	5.38	4.64
05	3.20	4.30	6.18	5.44
06	4.00	5.10	6.98	6.24
07	4.80	5.90	7.78	7.04
08	5.60	6.70	8.58	7.84
09	6.40	7.50	9.38	8.64
10	7.20	8.30	10.18	9.44
12	8.80	9.90	11.78	11.04
14	10.40	11.50	13.38	12.64
16	12.00	13.10	14.98	14.24
18	13.60	14.70	16.58	15.84
20	15.20	16.30	18.18	17.44

CONTACT 建倚科技股份有限公司
CONTACT TECHNOLOGY CORP.

TOLERANCE UNLESS OTHERWISE STATED :
 Up to 5 ±0.2
 Above 5 ~ 15 ±0.3
 Above 15 ~ 30 ±0.4
 Above 30 ~ 50 ±0.5
 Angle ±0.3

3RD. ANGEL'S



UNITS MM

DRAWN BY:	DATE	MAT'L	TITLE	CONNECTOR
Jack Lu	03/01/22			
CHECKED BY:	DATE	FINISH	MODLE	WAFER 0.8mm . SMT 180 度
Jacky Chen	03/01/22			
APPROVED BY:	DATE	SCALE	DWG NO.	WF-0800VSxx-S304
Tony Kao	03/01/22	1 : 1	PART NO.	WF-0800VSxx-S304
		SHEET NO.	1 of 1	SIZE A4
				VER R3

ITEM NO.	DESCRIPTION	DRAWN	DATE
3	更新圖面	Jack	030122
2	更新PIN選項	Jack	122121
1	更新尺寸和SPEC及材質	Jack	052721