

IP67



SBC-WP240M1-31x-S338

鍍層厚度:

Blank : 1u"
2 : 15u"
3 : 30u"

**SPECIFICATIONS**

**Electrical:**

1. Rating: 5.0A(VBUS&GND),0.25A(Other Pin)
- 2.Contact Resistance: 40 mΩ Max
- 3.Insulation Resistance: 100 MΩ Min
- 4.Dielectric Withstanding Voltage: 100V AC

**Mechanical:**

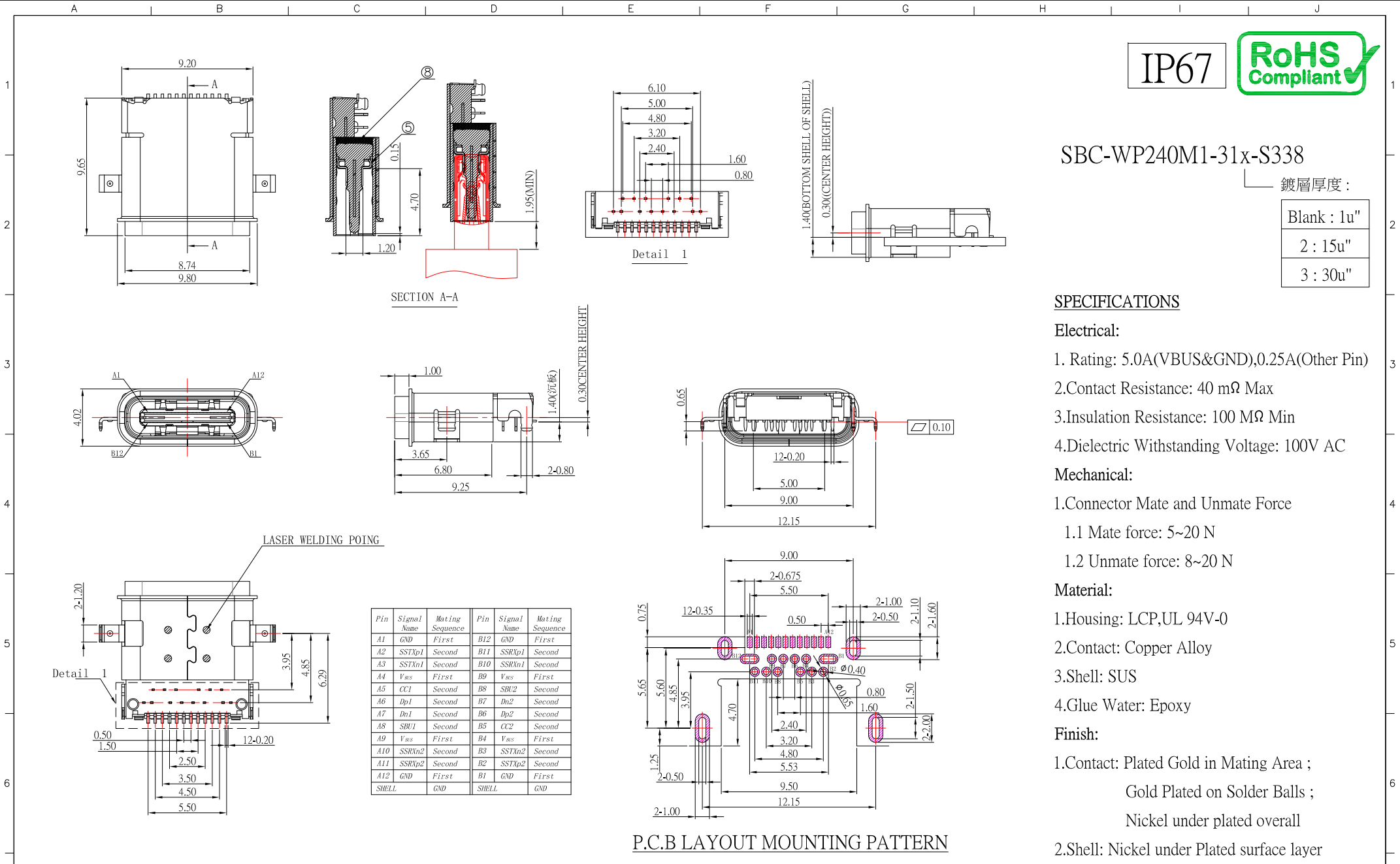
- 1.Connector Mate and Unmate Force
  - 1.1 Mate force: 5~20 N
  - 1.2 Unmate force: 8~20 N

**Material:**

- 1.Housing: LCP,UL 94V-0
- 2.Contact: Copper Alloy
- 3.Shell: SUS
- 4.Glue Water: Epoxy

**Finish:**

- 1.Contact: Plated Gold in Mating Area ;  
Gold Plated on Solder Balls ;  
Nickel under plated overall
- 2.Shell: Nickel under Plated surface layer



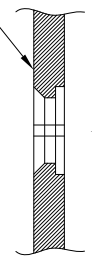
建倚科技股份有限公司 <b>CONTACT TECHNOLOGY CORP.</b>				DRAWN BY: Jack Lu CHECKED BY: Jacky Chen APPROVED BY: Tony Kao	DATE: 06/25/19 DATE: 06/25/19 DATE: 06/25/19	MAT'L FINISH SCALE: 1 : 1 SHEET NO. 1 of 2	TITLE: CONNECTOR MODLE: USB 3.1 TYPE C 沉板式防水型 IP67 DWG NO. SBC-WP240M1-31x-S338 PART NO. SBC-WP240M1-31x-S338	SIZE: A4 VER: R3
ITEM NO.	DESCRIPTION	DRAWN	DATE	TOLERANCE UNLESS OTHERWISE STATED: Up to 5 ±0.2 Above 5 ~ 15 ±0.3 Above 15 ~ 30 ±0.4 Above 30 ~ 50 ±0.5 Angle ±0.3°				

# 建議密封方式

IP67

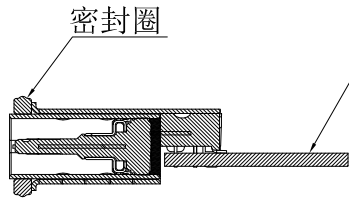


機殼面板

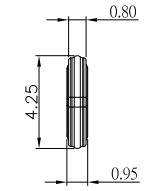
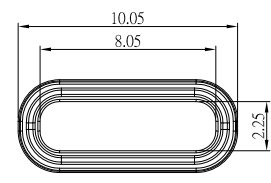


密封圈

PCB板



前後組裝方式



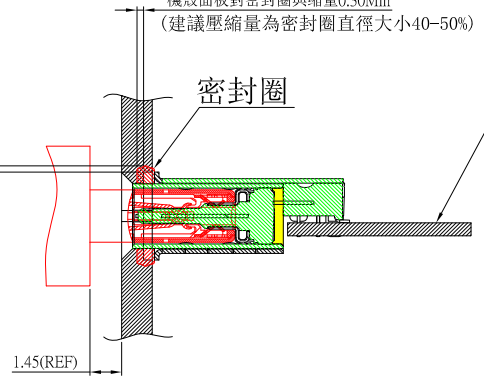
建議防水圈規格

機殼面板對密封圈與縮量0.30Min  
(建議壓縮量為密封圈直徑大小40~50%)

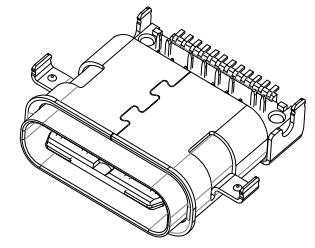
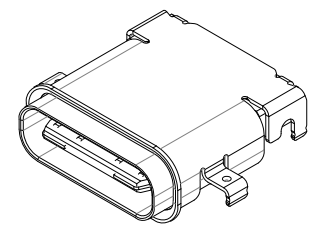
機殼面板對密封圈與縮量0.30Min  
(建議壓縮量為密封圈直徑大小40~50%)

密封圈

PCB板



組裝面板後公母頭對插示意圖



**CONTACT** 建倚科技股份有限公司  
CONTACT TECHNOLOGY CORP.

TOLERANCE UNLESS OTHERWISE STATED:  
Up to 5 ±0.2  
Above 5 ~ 15 ±0.3  
Above 15 ~ 30 ±0.4  
Above 30 ~ 50 ±0.5  
Angle ±0.3°

3RD. ANGEL'S



UNITS

MM

DRAWN BY:	DATE	MATL	TITLE	CONNECTOR
Jack Lu	06/25/19		MODLE	USB 3.1 TYPE C 沉板式防水型 IP67
CHECKED BY:	DATE	SCALE	DWG NO.	SBC-WP240M1-31x-S338
Jacky Chen	06/25/19	1 : 1	PART NO.	SBC-WP240M1-31x-S338
APPROVED BY:	DATE	SHEET NO.	2 of 2	
Tony Kao	06/25/19			

3	更新防水等級	Jack	062519
2	更新為A0版	Jack	110117
1	更新防水等級	Jack	090717
ITEM NO.	DESCRIPTION	DRAWN	DATE