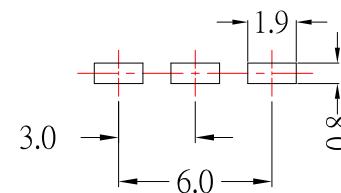
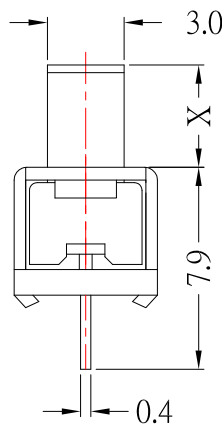
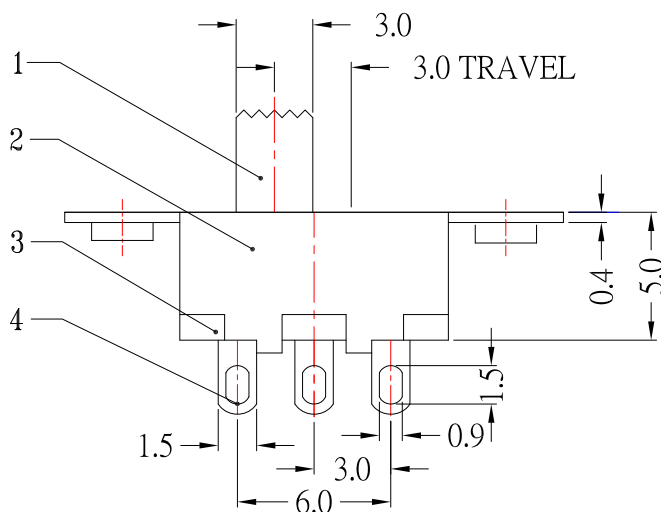


SCHEMATIC



P.C.B MOUNTING PATTERN



Model No.	X(mm)
SS-12F16-G2	2mm
SS-12F16-G3	3mm
SS-12F16-G4	4mm
SS-12F16-G5	5mm
SS-12F16-G6	6mm
SS-12F16-G7	7mm
SS-12F16-G8	8mm
SS-12F16-G9	9mm

SPECIFICATIONS

Rating	DC 50V 0.3A
Circuit	1P - 2T
Timing	Non - Shorting
Contact Resistance	200mΩ Max.
Insulation Resistance	100MΩ Min.
Operating Force	180gf ±80gf
Operating Life (cycle)	10,000 Min.

6	SPRING	1	SUS	Natural
5	CONTACT	1	BRASS	Ag-Plated
4	TERMINAL	3	BRASS	Ag-Plated
3	BASE	1	PHENOLIC RESIN	Natural
2	FRAME	1	SPCC	Ni-Plated
1	KNOB	1	POM	Black
NO.	DESCRIPTION	QTY	MATERIAL	REMARK

4	更新圖面	Jack	122017
3	新增SPEC	Jack	102215
2	更新材質	Jack	050615
1	更新為A0版	Jack	040715
ITEM NO.	DESCRIPTION	DRAWN	DATE

CONTACT 建倚科技股份有限公司
CONTACT TECHNOLOGY CORP.

TOLERANCE UNLESS OTHERWISE STATED:	Up to 5 ±0.2	3RD. ANGEL'S	UNITS	MM
	Above 5 ~ 15 ±0.3			
	Above 15 ~ 30 ±0.4			
	Above 30 ~ 50 ±0.5			
	Angle ±0.3			

DRAWN BY:	DATE	MAT'L	TITLE	SWITCH
Jack Lu	12/20/17		MODLE	SLIDE SWITCH
CHECKED BY:	DATE	FINISH	SCALE	1 : 1
Jacky Chen	12/20/17		DWG NO.	SS-12F16-Gx-S191
APPROVED BY:	DATE	SHEET NO.	PART NO.	SS-12F16-Gx-S191
Tony Kao	12/20/17	1 of 1		
			SIZE	A4
			VER	R3